



Baptist Foundation of Illinois

Baptist Foundation of IL-Pooled Funds

April 01, 2022 Through June 30, 2022

Account Number: 99BLENDED

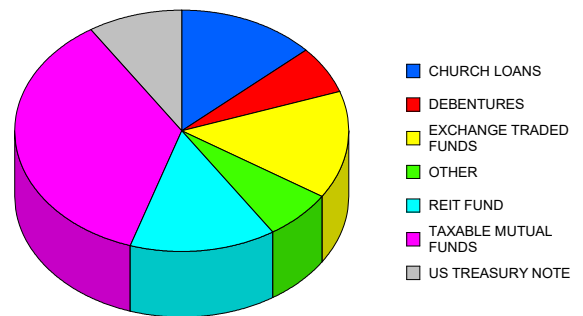
Account Name: Blended Pool

Blended Pool
Baptist Foundation of Illinois
3085 Stevenson Drive
Springfield, IL

Baptist Foundation of Illinois
3085 Stevenson Drive
Springfield, IL 62703
Phone 217-391-3116

Asset Summary

Asset Description	Market Value	Pct
US TREASURY NOTE	\$ 348,406.80	9.3%
MUNICIPAL BONDS	115,838.00	3.1%
EXCHANGE TRADED FUNDS	542,247.48	14.4%
REIT FUND	528,098.40	14.0%
MONEY MKT MUTUAL FUND	107,579.72	2.9%
CASH MANAGEMENT	25,831.35	0.7%
DEBENTURES	250,000.00	6.6%
ACCRUED INTEREST	1,245.81	0.0%
TAXABLE MUTUAL FUNDS	1,350,944.65	35.9%
CHURCH LOANS	497,835.75	13.2%
	<u>\$ 3,768,027.96</u>	<u>100.0%</u>



Account Activity Summary

Beginning Balance - Close of Business Mar 31, 2022	\$	3,860,349.74
Deposits		111,147.81
Income		26,691.54
Expenses		(3,851.37)
Distributions		(38,733.47)
Transfers		0.00
Realized Capital Gains		11,205.09
Change in Market Value		(198,781.38)
Ending Balance - Close of Business Jun 30, 2022	<u>\$</u>	<u>3,768,027.96</u>

Baptist Foundation of IL-Pooled Funds

April 01, 2022 Through June 30, 2022

Account Number: 99BLENDED

Account Name: Blended Pool

Asset Details

Asset Description	Shares	Market Price	Market Value	Net Cost	Unrealized Gain (Loss)
US TREASURY NOTE					
US TREASUR NT 0.5%03/23UST NOTE DUE 03/15/23	354,000.0000	\$ 0.984200	\$ 348,406.80	\$ 350,038.36	\$ (1,631.56)
Total US TREASURY NOTE			348,406.80	350,038.36	(1,631.56)
MUNICIPAL BONDS					
AUSTIN TX RENT C 5.46%32 FAC BLDG DUE 11/15/32 XTRO TAXBL	20,000.0000	1.018600	20,372.00	21,094.01	(722.01)
LEE MEM HLTH HO 7.281%27 HOSP HLTH DUE 04/01/27 XTRO TAXBL	10,000.0000	1.126700	11,267.00	11,831.36	(564.36)
MYRTLE BEACH SC 5.902%39 CONV BLDG DUE 06/01/39 TAXBL	20,000.0000	1.033100	20,662.00	22,896.10	(2,234.10)
NTHRN IL MUN PW 6.859%39 PWR UTIL DUE 01/01/39 XTRO TAXBL	35,000.0000	1.149800	40,243.00	44,917.20	(4,674.20)
SACRAMENTO CALI 5.637%50 LEAS BLDG DUE 04/01/50 XTRO TAXBL	20,000.0000	1.164700	23,294.00	23,897.66	(603.66)
Total MUNICIPAL BONDS			115,838.00	124,636.33	(8,798.33)
EXCHANGE TRADED FUNDS					
ISHARES PREFERRED INCOME SEC ETF	6,746.0000	32.880000	221,808.48	260,421.69	(38,613.21)
PGIM ULTRA SHORT BOND ETF	1,010.0000	49.070000	49,560.70	49,983.89	(423.19)
VANGUARD UTILITIES ETF IV	1,778.0000	152.350000	270,878.30	254,502.74	16,375.56
Total EXCHANGE TRADED FUNDS			542,247.48	564,908.32	(22,660.84)
REIT FUND					
BLACK CREEK INDUSTRIAL REIT IV INC CLASS W	19,303.5290	15.286500	295,083.40	200,000.00	95,083.40
GUGGENHEIM DEFINED POR * UNIT 2135 FLAHERTY & CRU MRINE PFD PORT SER 53 MO	29,000.0000	8.035000	233,015.00	288,538.40	(55,523.40)
Total REIT FUND			528,098.40	488,538.40	39,560.00
MONEY MKT MUTUAL FUND					
CHARLES SCHWAB BANK-BLENDED	107,579.7200	1.000000	107,579.72	107,579.72	-
Total MONEY MKT MUTUAL FUND			107,579.72	107,579.72	-
CASH MANAGEMENT					
Cash Management	25,831.3500	1.000000	25,831.35	25,831.35	-
Total CASH MANAGEMENT			25,831.35	25,831.35	-
DEBENTURES					
2020 5.0% Debenture	250,000.0000	1.000000	250,000.00	250,000.00	-
Total DEBENTURES			250,000.00	250,000.00	-
ACCRUED INTEREST					
ACCRUED INTEREST-BLENDED POOL	1,245.8100	1.000000	1,245.81	1,245.81	-
Total ACCRUED INTEREST			1,245.81	1,245.81	-
TAXABLE MUTUAL FUNDS					

Baptist Foundation of IL-Pooled Funds

April 01, 2022 Through June 30, 2022

Account Number: 99BLENDED

Account Name: Blended Pool

Asset Details

Asset Description	Shares	Market Price	Market Value	Net Cost	Unrealized Gain (Loss)
TAXABLE MUTUAL FUNDS					
CBOE VEST DIVIDEND ARIST OCRATSTGTINCINS	109,211.3700	\$ 12.370000	\$ 1,350,944.65	\$ 1,286,854.14	\$ 64,090.51
Total TAXABLE MUTUAL FUNDS			1,350,944.65	1,286,854.14	64,090.51
CHURCH LOANS					
St James CBC of Broadview	97,352.0200	1.000000	97,352.02	97,352.02	-
St James CBC of Broadview	400,483.7300	1.000000	400,483.73	400,483.73	-
Total CHURCH LOANS			497,835.75	497,835.75	-
Grand Total			\$ 3,768,027.96	3,697,468.18	70,559.78

Deposits

Description	Date	Amount
Tfr BANK OF SPRINGFIEL, BAPTIST FOUNDATI MoneyLink Transfer	04/04/2022	\$ 25,300.00
Tfr BANK OF SPRINGFIEL, BAPTIST FOUNDATI MoneyLink Transfer	04/06/2022	3,562.50
Tfr BANK OF SPRINGFIEL, BAPTIST FOUNDATI MoneyLink Transfer	04/13/2022	687.89
Tfr BANK OF SPRINGFIEL, BAPTIST FOUNDATI MoneyLink Transfer	04/22/2022	3,875.82
Tfr BANK OF SPRINGFIEL, BAPTIST FOUNDATI MoneyLink Transfer	05/04/2022	50,300.00
Tfr BANK OF SPRINGFIEL, BAPTIST FOUNDATI MoneyLink Transfer	05/06/2022	20,000.00
Tfr BANK OF SPRINGFIEL, BAPTIST FOUNDATI MoneyLink Transfer	05/11/2022	687.89
Tfr BANK OF SPRINGFIEL, BAPTIST FOUNDATI MoneyLink Transfer	05/20/2022	870.00
Tfr BANK OF SPRINGFIEL, BAPTIST FOUNDATI MoneyLink Transfer	06/02/2022	800.00
Tfr BANK OF SPRINGFIEL, BAPTIST FOUNDATI MoneyLink Transfer	06/13/2022	687.89
Tfr BANK OF SPRINGFIEL, BAPTIST FOUNDATI MoneyLink Transfer	06/16/2022	3,005.82
Tfr BANK OF SPRINGFIEL, BAPTIST FOUNDATI MoneyLink Transfer	06/22/2022	370.00
Tfr BANK OF SPRINGFIEL, BAPTIST FOUNDATI MoneyLink Transfer	06/27/2022	500.00
Tfr BANK OF SPRINGFIEL, BAPTIST FOUNDATI MoneyLink Transfer	06/29/2022	500.00
		\$ 111,147.81

Withdrawals

Description	Date	Amount
Tfr BANK OF SPRINGFIEL, BAPTIST FOUNDATI MoneyLink Transfer	04/05/2022	\$ (8,000.00)
Tfr BANK OF SPRINGFIEL, BAPTIST FOUNDATI MoneyLink Transfer	04/13/2022	(1,682.36)
Tfr BANK OF SPRINGFIEL, BAPTIST FOUNDATI MoneyLink Transfer	04/29/2022	(500.00)
Funds leaving BOS	05/01/2022	(3,125.00)
Tfr BANK OF SPRINGFIEL, BAPTIST FOUNDATI MoneyLink Transfer	05/04/2022	(1,532.33)
Tfr BANK OF SPRINGFIEL, BAPTIST FOUNDATI MoneyLink Transfer	05/16/2022	(21,994.18)
Tfr BANK OF SPRINGFIEL, BAPTIST FOUNDATI MoneyLink Transfer	05/18/2022	(1,682.36)
Tfr BANK OF SPRINGFIEL, BAPTIST FOUNDATI MoneyLink Transfer	06/09/2022	(217.24)
		(\$ 38,733.47)

Baptist Foundation of IL-Pooled Funds

April 01, 2022 Through June 30, 2022

Account Number: 99BLENDED

Account Name: Blended Pool

Net Income

Description	Date	Amount
CBOE VEST DIVIDEND ARISTOCRATSTGTINCINS Cash Dividend	04/01/2022	\$ 2,216.99
LEE MEM HLTH HO 7.281%27HOSP HLTH DUE 04 Bond Interest	04/01/2022	364.05
SACRAMENTO CALI 5.637%50LEAS BLDG DUE 04 Bond Interest	04/01/2022	563.70
CBOE VEST DIVIDEND ARISTOCRATSTGTINCINS Short Term Cap Gain	04/01/2022	2,839.50
MGMTFEE TO ADVISOR Advisor Fee	04/04/2022	(1,288.03)
ARES INDUSTRIAL REAL ESTATE INCOME TRUST Cash Dividend	04/05/2022	823.08
ISHARES PREFERRED INCOMESEC ETF Cash Dividend	04/07/2022	919.42
PGIM ULTRA SHORT BOND ETF Cash Dividend	04/07/2022	42.27
Monthly Blended Ln Pmt via ACH St James CBC of Broadview	04/10/2022	456.92
Monthly Blended2 Ln Pmt via ACH St James CBC of Broadview	04/15/2022	1,713.61
BANK INT 031622-041522 SCHWAB BANK Bank Interest	04/18/2022	1.52
BANK INT 031622-041522 SCHWAB PREMIER BA Bank Interest	04/18/2022	0.64
GUGGENHEIM DEFINED POR *UNIT 2135 FLAHER Cash Dividend	04/25/2022	1,133.90
Interest Income Cash Management	04/30/2022	14.78
Interest coming into BOS 2020 5.0% Debenture	05/01/2022	3,125.00
CBOE VEST DIVIDEND ARISTOCRATSTGTINCINS Short Term Cap Gain	05/02/2022	4,608.72
CBOE VEST DIVIDEND ARISTOCRATSTGTINCINS Cash Dividend	05/02/2022	415.00
MGMTFEE TO ADVISOR Advisor Fee	05/03/2022	(1,263.26)
ARES INDUSTRIAL REAL ESTATE INCOME TRUST Cash Dividend	05/04/2022	821.26
ISHARES PREFERRED INCOMESEC ETF Cash Dividend	05/06/2022	826.47
PGIM ULTRA SHORT BOND ETF Cash Dividend	05/06/2022	48.81
Interest Income St James CBC of Broadview	05/15/2022	1,654.26
BANK INT 041622-051522 SCHWAB BANK Bank Interest	05/16/2022	0.50
AUSTIN TX RENT C 5.46%32FAC BLDG DUE 11/ Bond Interest	05/16/2022	546.00
GUGGENHEIM DEFINED POR *UNIT 2135 FLAHER Cash Dividend	05/25/2022	1,145.50
Interest Income Cash Management	05/31/2022	16.73
MYRTLE BEACH SC 5.902%39CONV BLDG DUE 06 Bond Interest	06/01/2022	590.20
CBOE VEST DIVIDEND ARISTOCRATSTGTINCINS Short Term Cap Gain	06/01/2022	3,756.87
CBOE VEST DIVIDEND ARISTOCRATSTGTINCINS Cash Dividend	06/01/2022	2,129.62
ARES INDUSTRIAL REAL ESTATE INCOME TRUST Cash Dividend	06/03/2022	817.08
PGIM ULTRA SHORT BOND ETF Cash Dividend	06/03/2022	61.90
MGMTFEE TO ADVISOR Advisor Fee	06/03/2022	(1,300.08)
ISHARES PREFERRED INCOMESEC ETF Cash Dividend	06/07/2022	985.11
Interest Income St James CBC of Broadview	06/10/2022	454.69
Interest Income St James CBC of Broadview	06/15/2022	1,704.93
BANK INT 051622-061522 SCHWAB BANK Bank Interest	06/16/2022	0.81
GUGGENHEIM DEFINED POR *UNIT 2135 FLAHER Cash Dividend	06/27/2022	1,145.50
VANGUARD UTILITIES ETF Cash Dividend	06/28/2022	1,932.86
Interest Income Cash Management	06/30/2022	18.43
		\$ 34,045.26

Buy and Sale Details

Purchase Details	Date	Price	Shares	Amount
------------------	------	-------	--------	--------

Baptist Foundation of IL-Pooled Funds

April 01, 2022 Through June 30, 2022

Account Number: 99BLENDED

Account Name: Blended Pool

Buy and Sale Details

Purchase Details	Date		Price	Shares	Amount
Cash Management	04/10/2022	\$	1.000000	230.9700	\$ 230.97
Cash Management	04/10/2022		1.000000	456.9200	456.92
Cash Management	04/15/2022		1.000000	992.2100	992.21
Cash Management	04/15/2022		1.000000	1,713.6100	1,713.61
Cash Management	05/15/2022		1.000000	1,051.5600	1,051.56
Cash Management	05/15/2022		1.000000	1,654.2600	1,654.26
Cash Management	06/10/2022		1.000000	233.2000	233.20
Cash Management	06/10/2022		1.000000	454.6900	454.69
Cash Management	06/15/2022		1.000000	1,000.8900	1,000.89
Cash Management	06/15/2022		1.000000	1,704.9300	1,704.93
Total Purchases					\$ 9,493.24

Sale Details	Date		Price	Shares	Amount
St James CBC of Broadview	04/10/2022	\$	1.000000	(230.9700)	\$ 230.97
St James CBC of Broadview	04/15/2022		1.000000	(992.2100)	992.21
St James CBC of Broadview	05/15/2022		1.000000	(1,051.5600)	1,051.56
St James CBC of Broadview	06/10/2022		1.000000	(233.2000)	233.20
St James CBC of Broadview	06/15/2022		1.000000	(1,000.8900)	1,000.89
Total Sales					\$ 3,508.83



**Baptist
Foundation
of Illinois**

Baptist Foundation of IL-Pooled Funds
April 01, 2022 Through June 30, 2022

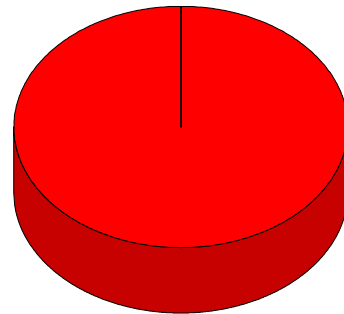
Account Number: 99BONDLOAN
Account Name: Bond Loan Account

Bond Loan Account
Baptist Foundation of Illinois
3085 Stevenson Drive
Springfield, IL 62703

Baptist Foundation of Illinois
3085 Stevenson Drive
Springfield, IL 62703
Phone 217-391-3116

Asset Summary

Asset Description	Market Value	Pct
BOND CASH	\$ (306,676.02)	-3.4%
BOND LOAN	9,353,065.57	103.4%
	<u>\$ 9,046,389.55</u>	<u>100.0%</u>



Account Activity Summary

Beginning Balance - Close of Business Mar 31, 2022	\$	8,960,417.57
Deposits		0.00
Income		91,276.02
Expenses		0.00
Distributions		0.00
Transfers		0.00
Realized Capital Gains		0.00
Change in Market Value		(5,304.04)
Ending Balance - Close of Business Jun 30, 2022	<u>\$</u>	<u>9,046,389.55</u>

Baptist Foundation of IL-Pooled Funds

April 01, 2022 Through June 30, 2022

Account Number: 99BONDLOAN

Account Name: Bond Loan Account

Asset Details

Asset Description	Shares	Market Price	Market Value	Net Cost	Unrealized Gain (Loss)
BOND CASH					
BOND CASH	(306,676.0200)	\$ 1.000000	\$ (306,676.02)	\$ (306,676.02)	\$ -
Total BOND CASH			(306,676.02)	(306,676.02)	-
BOND LOAN					
Waterloo FBC-2013A-4.25 % 5/8/2013	219,186.5600	1.000000	219,186.56	219,186.56	-
Waterloo FBC-2013D, 4.25%, 6/21/2013	179,113.0100	1.000000	179,113.01	179,113.01	-
Waterloo FBC-2013E-8/21/13	381,580.6400	1.000000	381,580.64	381,580.64	-
Peoples Community Church-2013H	501,629.0000	1.000000	501,629.00	501,629.00	-
Crosswinds Church-2013H	158,752.5800	1.000000	158,752.58	158,752.58	-
FBC Valier-2013L	155,253.1700	1.000000	155,253.17	155,253.17	-
Marshall MBC-2013M	96,670.1200	1.000000	96,670.12	96,670.12	-
Crosswinds Church-2013N	96,297.7300	1.000000	96,297.73	96,297.73	-
Marshall MBC-2014B	217,691.7200	1.000000	217,691.72	217,691.72	-
Marshall MBC-2014D	21,916.2600	1.000000	21,916.26	21,916.26	-
Grace Baptist Fellowship-2014E	55,755.9900	1.000000	55,755.99	55,755.99	-
FBC Gibson City-2014G	73,100.6900	1.000000	73,100.69	73,100.69	-
FBC Brookport-2014H	164,772.8500	1.000000	164,772.85	164,772.85	-
Waterloo FBC-2014I	108,896.2100	1.000000	108,896.21	108,896.21	-
Iglesia Bautista Betel-2015B	31,074.9900	1.000000	31,074.99	31,074.99	-
ITURM-2015D	293,354.4200	1.000000	293,354.42	293,354.42	-
Bethel BC-2015F	190,113.1800	1.000000	190,113.18	190,113.18	-
Agape Bible Fellowship-2015G	245,398.7800	1.000000	245,398.78	245,398.78	-
Bethel BC-2015I	291,357.9800	1.000000	291,357.98	291,357.98	-
Agape Bible Fellowship-2015J	89,255.9700	1.000000	89,255.97	89,255.97	-
Mosaic Church-2016A	338,219.8200	1.000000	338,219.82	338,219.82	-
Lighthouse Community Church-2016F	263,573.2700	1.000000	263,573.27	263,573.27	-
Crossroad Com Church-2016G	76,148.1500	1.000000	76,148.15	76,148.15	-
Mt Pleasant BC-2017B	23,913.6800	1.000000	23,913.68	23,913.68	-
Liberty BC-2017D	106,756.7200	1.000000	106,756.72	106,756.72	-
Mt Pleasant BC-2017E	104,134.5400	1.000000	104,134.54	104,134.54	-
Sandy Creek BA-2017F	24.7800	1.000000	24.78	24.78	-
Charis Community Church-2017G	407,557.4700	1.000000	407,557.47	407,557.47	-
Collinsville Com Church Loan-2017H	171.7400	1.000000	171.74	171.74	-
Mullen BC-2017J	87,730.3400	1.000000	87,730.34	87,730.34	-
FBC Grayville-2018B	208,069.1200	1.000000	208,069.12	208,069.12	-
Net Community Church-2018C	248,721.3900	1.000000	248,721.39	248,721.39	-
Hillcrest BC-2018D	0.0100	1.000000	0.01	0.01	-
Calvary BC of White Hall-2019A	18,136.4300	1.000000	18,136.43	18,136.43	-
Gabaon BC-2019B	56,384.2700	1.000000	56,384.27	56,384.27	-
Calvary BC Decatur-2019D	210.8400	1.000000	210.84	210.80	0.04
St James CBC-2019E	187,172.9600	1.000000	187,172.96	187,172.96	-
Northside BC Grayville-2019F	181,150.4900	1.000000	181,150.49	181,150.49	-
Simpson MBC-2019G	62,549.3900	1.000000	62,549.39	62,549.39	-
Mt Carmel COG-2019J	195,650.5500	1.000000	195,650.55	195,650.55	-

Baptist Foundation of IL-Pooled Funds

April 01, 2022 Through June 30, 2022

Account Number: 99BONDLOAN

Account Name: Bond Loan Account

Asset Details

Asset Description	Shares	Market Price	Market Value	Net Cost	Unrealized Gain (Loss)
BOND LOAN					
Calvary BC Hillsboro-2019K	15,638.4900	\$ 1.000000	\$ 15,638.49	\$ 15,638.49	\$ -
FBC Ullin-2020A	160,317.7000	1.000000	160,317.70	160,317.70	-
Northside BC Grayville-2020B	46,919.3400	1.000000	46,919.34	46,919.34	-
Mercy's Door CC-2021A	125,148.3100	1.000000	125,148.31	125,148.31	-
Net Community Church-2021B	97,428.7200	1.000000	97,428.72	97,428.72	-
Steeleville BC-2021C	97,095.1700	1.000000	97,095.17	97,095.17	-
Hopewell BC-2021D	195,526.4100	1.000000	195,526.41	195,526.41	-
Steeleville BC	97,763.1500	1.000000	97,763.15	97,763.15	-
FBC Smithton-2021G	38,859.2200	1.000000	38,859.22	38,859.22	-
Steeleville BC-2021H	146,629.0400	1.000000	146,629.04	146,629.04	-
2022A	970,225.9400	1.000000	970,225.94	970,225.94	-
Christian Community Compassion 5% 20 yr	224,439.7600	1.000000	224,439.76	224,439.76	-
Faith BC, Carrolton 5% 20 yr 5/31/22	149,626.5100	1.000000	149,626.51	149,626.51	-
Trinity BC 5% 20 yr 6/9/22	304,000.0000	1.000000	304,000.00	304,000.00	-
Beardstown 1st SBC 5% 15 yr 6/28/22	136,000.0000	1.000000	136,000.00	136,000.00	-
FBC Caryle 5% 20 yr 6/10/2022	410,000.0000	1.000000	410,000.00	410,000.00	-
Total BOND LOAN			9,353,065.57	9,353,065.53	0.04
Grand Total			\$ 9,046,389.55	9,046,389.51	0.04

Baptist Foundation of IL-Pooled Funds

April 01, 2022 Through June 30, 2022

Account Number: 99BONDLOAN

Account Name: Bond Loan Account

Net Income

Description	Date	Amount
2015D Bond Ln Pmt via ACH ITURM-2015D	04/01/2022	\$ 1,122.87
2019K Bond Ln Pmt via ACH Calvary BC Hillsboro-2019K	04/02/2022	88.37
2017J Bond Ln Pmt via ACH Mullen BC-2017J	04/02/2022	358.02
2015F Bond Ln Pmt via ACH Bethel BC-2015F	04/04/2022	736.42
2018B Bond Ln Pmt via ACH FBC Grayville-2018B	04/04/2022	852.54
2019J Bond Ln Pmt via ACH Mt Carmel COG-2019J	04/04/2022	865.78
2013K Bond Ln Pmt via Ck #4956 Crosswinds Church-2013K	04/05/2022	467.62
2013N Bond Ln Pmt via Ck #4956 Crosswinds Church-2013N	04/05/2022	283.92
2013A Bond Ln Pmt via Ck #3093 Waterloo FBC-2013A-5/8/13	04/05/2022	753.04
2016F Bond Ln Pmt via ACH Lighthouse Com Church-2016F	04/05/2022	1,041.51
2016G Bond Ln Pmt via ACH Crossroad Com Church-2016G	04/06/2022	294.96
2019F Bond Ln Pmt via ACH Northside BC Grayville-2019F	04/06/2022	776.33
2013L Bond Ln Pmt via Ck #41940 FBC Valier-2013L	04/07/2022	496.39
2021H Bond Ln Pmt via ACH Steeleville BC-2021H	04/08/2022	627.40
2014E Bond Ln Pmt via Ck #10662 Grace Baptist Fellowship-2014E	04/11/2022	150.53
2015B Bond Ln Pmt via ACH Iglesia Bautista Betel-2015B	04/13/2022	120.45
2020A Bond Ln Pmt via ACH FBC Ullin-2020A	04/13/2022	337.09
2021D Bond Ln Pmt via ACH Hopewell BC-2021D	04/13/2022	836.62
2013M Bond Ln Pmt via Ck #s 1057 & 23518 Marshall MBC-2013M	04/14/2022	389.49
2014B Bond Ln Pmt via Ck #s 1057 & 23518 Marshall MBC-2014B	04/14/2022	875.89
2014D Bond Ln Pmt via Ck #s 1057 & 23518 Marshall MBC-2014D	04/14/2022	107.91
2015I Bond Ln Pmt via ACH Bethel BC-2015I	04/14/2022	1,128.37
2014G Bond Ln Pmt via ACH FBC Gibson City-2014G	04/14/2022	155.86
2014H Bond Ln Pmt via ACH FBC Brookport-2014H	04/15/2022	645.68
2017B Bond Ln Pmt via ACH Mt Pleasant BC-2017B	04/15/2022	109.44
2017E Bond Ln Pmt via ACH Mt Pleasant BC-2017E	04/15/2022	424.81
2021F Bond Ln Pmt via ACH Steeleville BC	04/15/2022	418.31
2019E Bond Ln Pmt via ACH St James CBC-2019E	04/16/2022	801.57
2021G Bond Ln Pmt via ACH FBC Smithton-2021G	04/16/2022	166.29
2013D Bond Ln Pmt via Ck #3107 Waterloo FBC-2013D-6/21/13	04/20/2022	700.56
2013E Bond Ln Pmt via Ck #3107 Waterloo FBC-2013E-8/21/13	04/20/2022	1,491.99
2014I Bond Ln Pmt via Ck #3107 Waterloo FBC-2014I	04/20/2022	449.58
2019A Bond Ln Pmt via ACH Calvary BC of White Hall-2019A	04/21/2022	87.32
2019B Bond Ln Pmt via ACH Gabaon BC-2019B	04/21/2022	242.33
2016A Bond Ln Pmt via Ck #8761 Mosaic Church-2016A	04/22/2022	1,527.11
2018C Bond Ln Pmt via ACH Net Community Church-2018C	04/22/2022	1,013.99
2013H Bond Ln Pmt via Ck #6714 Peoples Community Church-2013H	04/26/2022	2,114.73
2021A Bond Ln Pmt via ACH Mercy's Door CC-2021A	04/26/2022	535.65
2021C Bond Ln Pmt via ACH Steeleville BC-2021C	04/27/2022	414.42
2015G Bond Ln Pmt via ACH Agape Bible Fellowship-2015G	04/28/2022	950.02
2015J Bond Ln Pmt via ACH Agape Bible Fellowship-2015J	04/28/2022	345.86
2017G Bond Ln Pmt via ACH Charis Com Church-2017G	04/28/2022	1,662.68
2014G Bond Ln Pmt via ACH FBC Gibson City-2014G	04/28/2022	128.02
2017D Bond Ln Pmt via ACH Liberty BC-2017D	04/28/2022	430.99
2020B Bond Ln Pmt via ACH Northside BC Grayville	04/28/2022	200.93

Baptist Foundation of IL-Pooled Funds

April 01, 2022 Through June 30, 2022

Account Number: 99BONDLOAN

Account Name: Bond Loan Account

Net Income

Description	Date	Amount
2017F Bond Ln Pmt via ACH Sandy Creek BA-2017F	04/28/2022	\$ 25.42
2019G Bond Ln Pmt via ACH Simpson MBC-2019G	04/28/2022	143.24
Interest Income ITURM-2015D	05/01/2022	1,565.66
Interest Income Mullen BC-2017J	05/02/2022	345.17
Interest Income Calvary BC Hillsboro-2019K	05/02/2022	81.59
Interest Income Bethel BC-2015F	05/04/2022	709.53
Interest Income FBC Grayville-2018B	05/04/2022	827.06
Interest Income Mt Carmel COG-2019J	05/04/2022	823.39
Interest Income Lighthouse Com Church-2016F	05/05/2022	1,000.48
Interest Income Waterloo FBC-2013A-5/8/13	05/06/2022	800.20
Interest Income Crossroad Com Church-2016G	05/06/2022	284.19
Interest Income Northside BC Grayville-2019F	05/06/2022	749.05
Interest Income Steeleville BC-2021H	05/08/2022	605.67
Interest Income Iglesia Bautista Betel-2015B	05/13/2022	116.03
Interest Income FBC Ullin-2020A	05/13/2022	673.62
Interest Income Hopewell BC-2021D	05/13/2022	807.64
Interest Income FBC Gibson City-2014G	05/14/2022	145.87
Interest Income Bethel BC-2015I	05/14/2022	1,087.25
Interest Income Net Community Church-2021B	05/14/2022	659.96
Interest Income FBC Brookport-2014H	05/15/2022	619.66
Interest Income Mt Pleasant BC-2017B	05/15/2022	101.48
Interest Income Mt Pleasant BC-2017E	05/15/2022	409.61
Interest Income Steeleville BC	05/15/2022	403.82
Interest Income 2022A	05/15/2022	3,986.30
Interest Income St James CBC-2019E	05/16/2022	773.60
Interest Income FBC Smithton-2021G	05/16/2022	160.53
Interest Income Waterloo FBC-2013D-6/21/13	05/17/2022	570.04
Interest Income Waterloo FBC-2013E-8/21/13	05/17/2022	1,214.14
Interest Income Marshall MBC-2013M	05/17/2022	376.00
Interest Income Marshall MBC-2014B	05/17/2022	845.95
Interest Income Marshall MBC-2014D	05/17/2022	102.91
Interest Income Waterloo FBC-2014I	05/17/2022	366.20
Interest Income FBC Valier-2013L	05/19/2022	767.01
Interest Income Mosaic Church-2016A	05/19/2022	1,139.66
Interest Income Calvary BC of White Hall-2019A	05/21/2022	83.67
Interest Income Gabaon BC-2019B	05/21/2022	234.06
Interest Income Net Community Church-2018C	05/22/2022	977.92
Interest Income Grace Baptist Fellowship-2014E	05/26/2022	317.85
Interest Income Mercy's Door CC-2021A	05/26/2022	517.05
Interest Income Peoples Community Church-2013H	05/27/2022	1,812.60
Interest Income Steeleville BC-2021C	05/27/2022	400.04
Interest Income FBC Gibson City-2014G	05/28/2022	127.28
Interest Income Agape Bible Fellowship-2015G	05/28/2022	915.51
Interest Income Agape Bible Fellowship-2015J	05/28/2022	333.20
Interest Income Charis Com Church-2017G	05/28/2022	1,603.17

Baptist Foundation of IL-Pooled Funds

April 01, 2022 Through June 30, 2022

Account Number: 99BONDLOAN

Account Name: Bond Loan Account

Net Income

Description	Date	Amount
Interest Income Simpson MBC-2019G	05/28/2022	\$ 266.82
Interest Income Northside BC Grayville	05/28/2022	193.91
Interest Income Liberty BC-2017D	05/31/2022	473.12
Interest Income Sandy Creek BA-2017F	05/31/2022	25.78
Interest Income ITURM-2015D	06/01/2022	1,565.66
Interest Income Calvary BC Hillsboro-2019K	06/02/2022	79.45
Interest Income Mullen BC-2017J	06/02/2022	355.28
Interest Income Christian Community Compassion 5% 20 yr	06/03/2022	924.66
Interest Income Bethel BC-2015F	06/04/2022	729.85
Interest Income FBC Grayville-2018B	06/04/2022	836.49
Interest Income Mt Carmel COG-2019J	06/04/2022	840.68
Interest Income Lighthouse Com Church-2016F	06/05/2022	1,022.36
Interest Income Crossroad Com Church-2016G	06/06/2022	292.33
Interest Income Northside BC Grayville-2019F	06/06/2022	771.60
Interest Income Waterloo FBC-2013A-5/8/13	06/08/2022	846.93
Interest Income Steeleville BC-2021H	06/08/2022	624.22
Interest Income Crosswinds Church-2013H	06/09/2022	554.88
Interest Income Crosswinds Church-2013N	06/09/2022	336.59
Interest Income Marshall MBC-2013M	06/10/2022	271.95
Interest Income Marshall MBC-2014B	06/10/2022	612.12
Interest Income Marshall MBC-2014D	06/10/2022	73.50
Interest Income Iglesia Bautista Betel-2015B	06/13/2022	119.33
Interest Income FBC Ullin-2020A	06/13/2022	689.83
Interest Income Hopewell BC-2021D	06/13/2022	832.39
Interest Income FBC Gibson City-2014G	06/14/2022	154.09
Interest Income Bethel BC-2015I	06/14/2022	1,118.46
Interest Income Net Community Church-2021B	06/14/2022	414.12
Interest Income FBC Brookport-2014H	06/15/2022	634.85
Interest Income Mt Pleasant BC-2017B	06/15/2022	99.35
Interest Income Mt Pleasant BC-2017E	06/15/2022	421.66
Interest Income Steeleville BC	06/15/2022	416.19
Interest Income 2022A	06/15/2022	4,108.78
Interest Income Waterloo FBC-2013D-6/21/13	06/16/2022	629.42
Interest Income Waterloo FBC-2013E-8/21/13	06/16/2022	1,340.76
Interest Income Grace Baptist Fellowship-2014E	06/16/2022	146.56
Interest Income Waterloo FBC-2014I	06/16/2022	404.76
Interest Income Mosaic Church-2016A	06/16/2022	1,174.65
Interest Income St James CBC-2019E	06/16/2022	797.06
Interest Income FBC Smithton-2021G	06/16/2022	165.44
Interest Income Calvary BC of White Hall-2019A	06/21/2022	85.59
Interest Income Gabaon BC-2019B	06/21/2022	240.87
Interest Income Net Community Church-2018C	06/22/2022	1,006.90
Interest Income Mercy's Door CC-2021A	06/26/2022	532.83
Interest Income Steeleville BC-2021C	06/27/2022	412.27
Interest Income FBC Gibson City-2014G	06/28/2022	126.56

Baptist Foundation of IL-Pooled Funds

April 01, 2022 Through June 30, 2022

Account Number: 99BONDLOAN

Account Name: Bond Loan Account

Net Income

Description	Date	Amount
Interest Income Agape Bible Fellowship-2015G	06/28/2022	\$ 941.91
Interest Income Agape Bible Fellowship-2015J	06/28/2022	342.70
Interest Income Liberty BC-2017D	06/28/2022	395.87
Interest Income Charis Com Church-2017G	06/28/2022	1,650.30
Interest Income Simpson MBC-2019G	06/28/2022	273.15
Interest Income Northside BC Grayville	06/28/2022	199.80
Interest Income FBC Valier-2013L	06/29/2022	745.01
Interest Income Faith BC, Carrolton 5% 20 yr 5/31/22	06/30/2022	616.44
		\$ 91,276.02

Buy and Sale Details

Purchase Details	Date	Price	Shares	Amount
Christian Community Compassion 5% 20 yr	05/04/2022	\$ 1.000000	225,000.0000	\$ 225,000.00
Faith BC, Carrolton 5% 20 yr 5/31/22	05/31/2022	1.000000	150,000.0000	150,000.00
Trinity BC 5% 20 yr 6/9/22	06/09/2022	1.000000	304,000.0000	304,000.00
FBC Caryle 5% 20 yr 6/10/2022	06/10/2022	1.000000	410,000.0000	410,000.00
Beardstown 1st SBC 5% 15 yr 6/28/22	06/23/2022	1.000000	136,000.0000	136,000.00
Total Purchases				\$ 1,225,000.00

Sale Details	Date	Price	Shares	Amount
ITURM-2015D	04/01/2022	\$ 1.000000	(442.7900)	\$ 442.79
Calvary BC Hillsboro-2019K	04/02/2022	1.000000	(760.1500)	760.15
Mullen BC-2017J	04/02/2022	1.000000	(333.4400)	333.44
Bethel BC-2015F	04/04/2022	1.000000	(845.2000)	845.20
FBC Grayville-2018B	04/04/2022	1.000000	(1,015.0500)	1,015.05
Mt Carmel COG-2019J	04/04/2022	1.000000	(586.1200)	586.12
Crosswinds Church-2013H	04/05/2022	1.000000	(987.5800)	987.58
Crosswinds Church-2013N	04/05/2022	1.000000	(644.9300)	644.93
Calvary BC Hillsboro-2019K	04/05/2022	1.000000	(400.0000)	400.00
Mt Carmel COG-2019J	04/05/2022	1.000000	(1,600.0000)	1,600.00
Waterloo FBC-2013A-5/8/13	04/05/2022	1.000000	(1,321.4000)	1,321.40
Lighthouse Com Church-2016F	04/05/2022	1.000000	(2,958.4900)	2,958.49
Crossroad Com Church-2016G	04/06/2022	1.000000	(337.6900)	337.69
Northside BC Grayville-2019F	04/06/2022	1.000000	(543.5800)	543.58
FBC Valier-2013L	04/07/2022	1.000000	(1,052.7000)	1,052.70
Mt Carmel COG-2019J	04/08/2022	1.000000	(1,600.0000)	1,600.00
Steeleville BC-2021H	04/08/2022	1.000000	(362.5300)	362.53
Grace Baptist Fellowship-2014E	04/11/2022	1.000000	(849.4700)	849.47
Simpson MBC-2019G	04/12/2022	1.000000	(500.0000)	500.00
Iglesia Bautista Betel-2015B	04/13/2022	1.000000	(145.2900)	145.29
FBC Ullin-2020A	04/13/2022	1.000000	(1,807.9100)	1,807.91
Hopewell BC-2021D	04/13/2022	1.000000	(483.2900)	483.29
Marshall MBC-2013M	04/14/2022	1.000000	(526.9800)	526.98

Baptist Foundation of IL-Pooled Funds

April 01, 2022 Through June 30, 2022

Account Number: 99BONDLOAN

Account Name: Bond Loan Account

Buy and Sale Details

Sale Details	Date	Price	Shares	Amount
Marshall MBC-2014B	04/14/2022	\$ 1.000000	(1,086.3300)	\$ 1,086.33
Marshall MBC-2014D	04/14/2022	1.000000	(404.7200)	404.72
Bethel BC-2015I	04/14/2022	1.000000	(1,275.7000)	1,275.70
FBC Gibson City-2014G	04/14/2022	1.000000	(194.1400)	194.14
FBC Brookport-2014H	04/15/2022	1.000000	(1,404.1000)	1,404.10
Mt Pleasant BC-2017B	04/15/2022	1.000000	(698.3400)	698.34
Mt Pleasant BC-2017E	04/15/2022	1.000000	(382.9700)	382.97
Steeleville BC	04/15/2022	1.000000	(241.6500)	241.65
St James CBC-2019E	04/16/2022	1.000000	(518.3200)	518.32
FBC Smithton-2021G	04/16/2022	1.000000	(97.9000)	97.90
Waterloo FBC-2013D-6/21/13	04/20/2022	1.000000	(1,002.3300)	1,002.33
Waterloo FBC-2013E-8/21/13	04/20/2022	1.000000	(2,093.3800)	2,093.38
Waterloo FBC-2014I	04/20/2022	1.000000	(493.0700)	493.07
Calvary BC of White Hall-2019A	04/21/2022	1.000000	(184.0000)	184.00
Gabaon BC-2019B	04/21/2022	1.000000	(224.4300)	224.43
Mosaic Church-2016A	04/22/2022	1.000000	(1,704.0100)	1,704.01
Net Community Church-2018C	04/22/2022	1.000000	(860.0600)	860.06
Peoples Community Church-2013H	04/26/2022	1.000000	(2,331.3700)	2,331.37
Mercy's Door CC-2021A	04/26/2022	1.000000	(322.2900)	322.29
Steeleville BC-2021C	04/27/2022	1.000000	(245.5400)	245.54
Agape Bible Fellowship-2015G	04/28/2022	1.000000	(1,042.9800)	1,042.98
Agape Bible Fellowship-2015J	04/28/2022	1.000000	(407.1400)	407.14
Charis Com Church-2017G	04/28/2022	1.000000	(1,503.8200)	1,503.82
FBC Gibson City-2014G	04/28/2022	1.000000	(221.9800)	221.98
Liberty BC-2017D	04/28/2022	1.000000	(506.0300)	506.03
Northside BC Grayville	04/28/2022	1.000000	(129.0500)	129.05
Sandy Creek BA-2017F	04/28/2022	1.000000	(297.6900)	297.69
Simpson MBC-2019G	04/28/2022	1.000000	(351.7300)	351.73
Mullen BC-2017J	05/02/2022	1.000000	(346.2900)	346.29
Calvary BC Hillsboro-2019K	05/02/2022	1.000000	(766.9300)	766.93
Mt Pleasant BC-2017B	05/03/2022	1.000000	(1,100.0000)	1,100.00
Calvary BC Hillsboro-2019K	05/03/2022	1.000000	(350.0000)	350.00
Bethel BC-2015F	05/04/2022	1.000000	(872.0900)	872.09
FBC Grayville-2018B	05/04/2022	1.000000	(1,040.5300)	1,040.53
Mt Carmel COG-2019J	05/04/2022	1.000000	(628.5100)	628.51
Lighthouse Com Church-2016F	05/05/2022	1.000000	(2,999.5200)	2,999.52
Waterloo FBC-2013A-5/8/13	05/06/2022	1.000000	(1,274.2400)	1,274.24
Crossroad Com Church-2016G	05/06/2022	1.000000	(348.4600)	348.46
Northside BC Grayville-2019F	05/06/2022	1.000000	(570.8600)	570.86
Simpson MBC-2019G	05/06/2022	1.000000	(500.0000)	500.00
Mt Carmel COG-2019J	05/06/2022	1.000000	(1,600.0000)	1,600.00
Steeleville BC-2021H	05/08/2022	1.000000	(384.2600)	384.26
Iglesia Bautista Betel-2015B	05/13/2022	1.000000	(149.6800)	149.68
FBC Ullin-2020A	05/13/2022	1.000000	(1,471.3800)	1,471.38
Hopewell BC-2021D	05/13/2022	1.000000	(512.2700)	512.27
FBC Gibson City-2014G	05/14/2022	1.000000	(204.1300)	204.13
Bethel BC-2015I	05/14/2022	1.000000	(1,316.8200)	1,316.82

Baptist Foundation of IL-Pooled Funds

April 01, 2022 Through June 30, 2022

Account Number: 99BONDLOAN

Account Name: Bond Loan Account

Buy and Sale Details

Sale Details	Date	Price	Shares	Amount
FBC Brookport-2014H	05/15/2022	\$ 1.000000	(1,430.1200)	\$ 1,430.12
Mt Pleasant BC-2017B	05/15/2022	1.000000	(706.3000)	706.30
Mt Pleasant BC-2017E	05/15/2022	1.000000	(398.1700)	398.17
Steeleville BC	05/15/2022	1.000000	(256.1400)	256.14
2022A	05/15/2022	1.000000	(2,448.2700)	2,448.27
St James CBC-2019E	05/16/2022	1.000000	(546.3100)	546.31
FBC Smithton-2021G	05/16/2022	1.000000	(103.4500)	103.45
Waterloo FBC-2013D-6/21/13	05/17/2022	1.000000	(1,132.8500)	1,132.85
Waterloo FBC-2013E-8/21/13	05/17/2022	1.000000	(2,371.2300)	2,371.23
Marshall MBC-2013M	05/17/2022	1.000000	(540.4700)	540.47
Marshall MBC-2014B	05/17/2022	1.000000	(1,116.2700)	1,116.27
Marshall MBC-2014D	05/17/2022	1.000000	(409.7200)	409.72
Waterloo FBC-2014I	05/17/2022	1.000000	(576.4500)	576.45
FBC Valier-2013L	05/19/2022	1.000000	(782.0800)	782.08
Mosaic Church-2016A	05/19/2022	1.000000	(2,091.4600)	2,091.46
Calvary BC of White Hall-2019A	05/21/2022	1.000000	(187.6500)	187.65
Gabaon BC-2019B	05/21/2022	1.000000	(232.7000)	232.70
Net Community Church-2018C	05/22/2022	1.000000	(896.1300)	896.13
FBC Grayville-2018B	05/24/2022	1.000000	(1,200.0000)	1,200.00
Grace Baptist Fellowship-2014E	05/26/2022	1.000000	(682.1500)	682.15
Mercy's Door CC-2021A	05/26/2022	1.000000	(340.8900)	340.89
Peoples Community Church-2013H	05/27/2022	1.000000	(2,633.5000)	2,633.50
FBC Gibson City-2014G	05/28/2022	1.000000	(222.7200)	222.72
Agape Bible Fellowship-2015G	05/28/2022	1.000000	(1,077.4900)	1,077.49
Agape Bible Fellowship-2015J	05/28/2022	1.000000	(419.8000)	419.80
Charis Com Church-2017G	05/28/2022	1.000000	(1,563.3300)	1,563.33
Simpson MBC-2019G	05/28/2022	1.000000	(228.1500)	228.15
Northside BC Grayville	05/28/2022	1.000000	(136.0700)	136.07
Liberty BC-2017D	05/31/2022	1.000000	(1,526.8800)	1,526.88
Sandy Creek BA-2017F	05/31/2022	1.000000	(5,978.3300)	5,978.33
Calvary BC Hillsboro-2019K	06/02/2022	1.000000	(769.0700)	769.07
Mullen BC-2017J	06/02/2022	1.000000	(336.1800)	336.18
Christian Community Compassion 5% 20 yr	06/03/2022	1.000000	(560.2400)	560.24
Bethel BC-2015F	06/04/2022	1.000000	(851.7700)	851.77
Mt Carmel COG-2019J	06/04/2022	1.000000	(611.2200)	611.22
Lighthouse Com Church-2016F	06/05/2022	1.000000	(2,977.6400)	2,977.64
Crossroad Com Church-2016G	06/06/2022	1.000000	(340.3200)	340.32
Northside BC Grayville-2019F	06/06/2022	1.000000	(548.3100)	548.31
Waterloo FBC-2013A-5/8/13	06/08/2022	1.000000	(1,227.5100)	1,227.51
Mt Carmel COG-2019J	06/08/2022	1.000000	(1,600.0000)	1,600.00
Calvary BC Hillsboro-2019K	06/08/2022	1.000000	(1,375.0000)	1,375.00
Steeleville BC-2021H	06/08/2022	1.000000	(365.7100)	365.71
Crosswinds Church-2013H	06/09/2022	1.000000	(900.3200)	900.32
Crosswinds Church-2013N	06/09/2022	1.000000	(592.2600)	592.26
Marshall MBC-2013M	06/10/2022	1.000000	(644.5200)	644.52
Marshall MBC-2014B	06/10/2022	1.000000	(1,350.1000)	1,350.10
Marshall MBC-2014D	06/10/2022	1.000000	(439.1300)	439.13

Baptist Foundation of IL-Pooled Funds

April 01, 2022 Through June 30, 2022

Account Number: 99BONDLOAN

Account Name: Bond Loan Account

Buy and Sale Details

Sale Details	Date	Price	Shares	Amount
Iglesia Bautista Betel-2015B	06/13/2022	\$ 1.000000	(146.3800)	\$ 146.38
Simpson MBC-2019G	06/13/2022	1.000000	(500.0000)	500.00
FBC Ullin-2020A	06/13/2022	1.000000	(1,455.1700)	1,455.17
Hopewell BC-2021D	06/13/2022	1.000000	(487.5200)	487.52
FBC Gibson City-2014G	06/14/2022	1.000000	(195.9100)	195.91
Bethel BC-2015I	06/14/2022	1.000000	(1,285.6100)	1,285.61
Net Community Church-2021B	06/14/2022	1.000000	(90.9100)	90.91
FBC Brookport-2014H	06/15/2022	1.000000	(1,414.9300)	1,414.93
Mt Pleasant BC-2017B	06/15/2022	1.000000	(708.4300)	708.43
Mt Pleasant BC-2017E	06/15/2022	1.000000	(386.1200)	386.12
Steeleville BC	06/15/2022	1.000000	(243.7700)	243.77
2022A	06/15/2022	1.000000	(2,325.7900)	2,325.79
Waterloo FBC-2013D-6/21/13	06/16/2022	1.000000	(1,073.4700)	1,073.47
Waterloo FBC-2013E-8/21/13	06/16/2022	1.000000	(2,244.6100)	2,244.61
Grace Baptist Fellowship-2014E	06/16/2022	1.000000	(853.4400)	853.44
Waterloo FBC-2014I	06/16/2022	1.000000	(537.8900)	537.89
Mosaic Church-2016A	06/16/2022	1.000000	(2,056.4700)	2,056.47
St James CBC-2019E	06/16/2022	1.000000	(522.8500)	522.85
FBC Smithton-2021G	06/16/2022	1.000000	(98.5400)	98.54
Calvary BC of White Hall-2019A	06/21/2022	1.000000	(185.7300)	185.73
Gabaon BC-2019B	06/21/2022	1.000000	(225.8900)	225.89
Net Community Church-2018C	06/22/2022	1.000000	(867.1500)	867.15
Mercy's Door CC-2021A	06/26/2022	1.000000	(325.1100)	325.11
Steeleville BC-2021C	06/27/2022	1.000000	(247.6900)	247.69
FBC Gibson City-2014G	06/28/2022	1.000000	(223.4400)	223.44
Agape Bible Fellowship-2015G	06/28/2022	1.000000	(1,051.0900)	1,051.09
Agape Bible Fellowship-2015J	06/28/2022	1.000000	(410.3000)	410.30
Liberty BC-2017D	06/28/2022	1.000000	(1,604.1300)	1,604.13
Charis Com Church-2017G	06/28/2022	1.000000	(1,516.2000)	1,516.20
Simpson MBC-2019G	06/28/2022	1.000000	(221.8200)	221.82
Northside BC Grayville	06/28/2022	1.000000	(130.1800)	130.18
FBC Valier-2013L	06/29/2022	1.000000	(804.0800)	804.08
Faith BC, Carrolton 5% 20 yr 5/31/22	06/30/2022	1.000000	(373.4900)	373.49
Total Sales				\$ 129,304.12



Baptist Foundation of Illinois

Baptist Foundation of IL-Pooled Funds

April 01, 2022 Through June 30, 2022

Account Number: 99CRAT

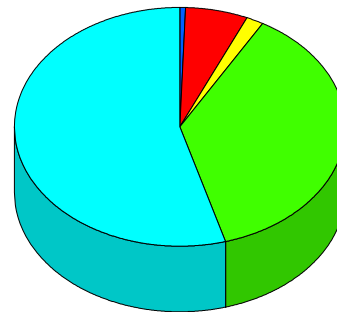
Account Name: CRAT Pool

CRAT Pool
Baptist Foundation of Illinois
3085 Stevenson Drive
Springfield, IL

Baptist Foundation of Illinois
3085 Stevenson Drive
Springfield, IL 62703
Phone 217-391-3116

Asset Summary

Asset Description	Market Value	Pct
MUNICIPAL BONDS	\$ 95,584.91	37.2%
EXCHANGE TRADED FUNDS	15,844.40	6.2%
MONEY MKT MUTUAL FUND	4,437.05	1.7%
ACCRUED INTEREST	1,323.33	0.5%
TAXABLE MUTUAL FUNDS	139,624.55	54.4%
	<u>\$ 256,814.24</u>	<u>100.0%</u>



Account Activity Summary

Beginning Balance - Close of Business Mar 31, 2022	\$	288,561.78
Deposits		0.00
Income		3,169.30
Expenses		(271.26)
Distributions		(4,335.53)
Transfers		0.00
Realized Capital Gains		1,149.71
Change in Market Value		(31,459.76)
Ending Balance - Close of Business Jun 30, 2022	<u>\$</u>	<u>256,814.24</u>

Baptist Foundation of IL-Pooled Funds

April 01, 2022 Through June 30, 2022

Account Number: 99CRAT

Account Name: CRAT Pool

Asset Details

Asset Description	Shares	Market Price	Market Value	Net Cost	Unrealized Gain (Loss)
MUNICIPAL BONDS					
CONNECTICUT ST 5.09%30 GO UTX DUE 10/01/30 XTRO TAXBL	65,000.0000	\$ 1.044800	\$ 67,912.00	\$ 67,527.73	\$ 384.27
ILLINOIS ST 4.95%23 GO UTX DUE 06/01/23 OID TAXBL	20,000.0000	0.274745	5,494.91	15,386.15	(9,891.24)
PHIL PA SD 6.615%30 GO LTX DUE 06/01/30 XTRO TAXBL	20,000.0000	1.108900	22,178.00	22,421.62	(243.62)
Total MUNICIPAL BONDS			95,584.91	105,335.50	(9,750.59)
EXCHANGE TRADED FUNDS					
VANGUARD UTILITIES ETF IV	104.0000	152.350000	15,844.40	14,868.46	975.94
Total EXCHANGE TRADED FUNDS			15,844.40	14,868.46	975.94
MONEY MKT MUTUAL FUND					
SCHWAB BANK-CRAT	4,437.0500	1.000000	4,437.05	4,437.05	-
Total MONEY MKT MUTUAL FUND			4,437.05	4,437.05	-
ACCRUED INTEREST					
ACCRUED INTEREST-CRAT POOL	1,323.3300	1.000000	1,323.33	1,323.33	-
Total ACCRUED INTEREST			1,323.33	1,323.33	-
TAXABLE MUTUAL FUNDS					
CBOE VEST DIVIDEND ARIST OCRATSTGTINCINS	11,287.3510	12.370000	139,624.55	123,910.62	15,713.93
Total TAXABLE MUTUAL FUNDS			139,624.55	123,910.62	15,713.93
Grand Total			\$ 256,814.24	249,874.96	6,939.28

Withdrawals

Description	Date	Amount
Tfr BANK OF SPRINGFIEL, BAPTIST FOUNDATI MoneyLink Transfer	04/29/2022	\$ (450.48)
Tfr BANK OF SPRINGFIEL, BAPTIST FOUNDATI MoneyLink Transfer	05/04/2022	(114.72)
Tfr BANK OF SPRINGFIEL, BAPTIST FOUNDATI MoneyLink Transfer	06/01/2022	(450.48)
JOURNAL TO 60156154 Journal	06/24/2022	(2,764.37)
Tfr BANK OF SPRINGFIEL, BAPTIST FOUNDATI MoneyLink Transfer	06/28/2022	(450.48)
Tfr BANK OF SPRINGFIEL, BAPTIST FOUNDATI MoneyLink Transfer	06/30/2022	(105.00)
		(\$ 4,335.53)

Baptist Foundation of IL-Pooled Funds

April 01, 2022 Through June 30, 2022

Account Number: 99CRAT

Account Name: CRAT Pool

Net Income

Description	Date	Amount
CBOE VEST DIVIDEND ARISTOCRATSTGTINCINS Reinvest Dividend	04/01/2022	\$ 226.65
CONNECTICUT ST 5.09%30GO UTX DUE 10/01/3 Bond Interest	04/01/2022	1,654.25
CBOE VEST DIVIDEND ARISTOCRATSTGTINCINS Short Term Cap Gain R	04/01/2022	290.29
MGMTFEE TO ADVISOR Advisor Fee	04/04/2022	(69.18)
BANK INT 031622-041522 SCHWAB BANK Bank Interest	04/18/2022	0.01
CBOE VEST DIVIDEND ARISTOCRATSTGTINCINS Reinvest Dividend	05/02/2022	42.57
CBOE VEST DIVIDEND ARISTOCRATSTGTINCINS Short Term Cap Gain R	05/02/2022	472.73
MGMTFEE TO ADVISOR Advisor Fee	05/03/2022	(67.44)
BANK INT 041622-051522 SCHWAB BANK Bank Interest	05/16/2022	0.02
PHIL PA SD 6.615%30GO LTX DUE 06/01/30TA Bond Interest	06/01/2022	661.50
CBOE VEST DIVIDEND ARISTOCRATSTGTINCINS Reinvest Dividend	06/01/2022	219.20
CBOE VEST DIVIDEND ARISTOCRATSTGTINCINS Short Term Cap Gain R	06/01/2022	386.69
ILLINOIS ST 4.95%23GO UTX DUE 06/01/23OI Bond Interest	06/02/2022	252.00
MGMTFEE TO ADVISOR Advisor Fee	06/03/2022	(67.32)
MGMTFEE TO ADVISOR Advisor Fee	06/03/2022	(67.32)
BANK INT 051622-061522 SCHWAB BANK Bank Interest	06/16/2022	0.04
VANGUARD UTILITIES ETF Cash Dividend	06/28/2022	113.06
		<u>\$ 4,047.75</u>

Buy and Sale Details

Purchase Details	Date	Price	Shares	Amount
CBOE VEST DIV ARIST	04/01/2022	\$ 13.910106	20.8690	\$ 290.29
CBOE VEST DIV ARIST	04/01/2022	13.910028	16.2940	226.65
CBOE VEST DIV ARIST	05/02/2022	13.219889	35.7590	472.73
CBOE VEST DIV ARIST	05/02/2022	13.220497	3.2200	42.57
CBOE VEST DIV ARIST	06/01/2022	13.099863	16.7330	219.20
CBOE VEST DIV ARIST	06/01/2022	13.100142	29.5180	386.69
Total Purchases				<u>\$ 1,638.13</u>



Baptist Foundation of Illinois

Baptist Foundation of IL-Pooled Funds

April 01, 2022 Through June 30, 2022

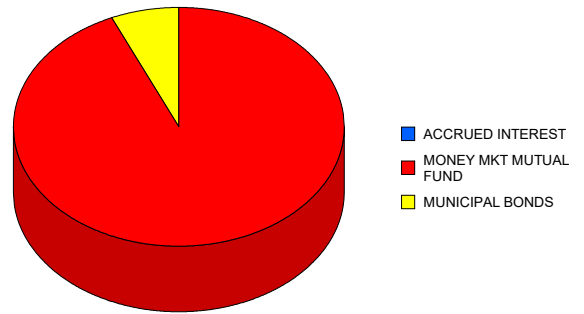
Account Number: 99DAF
Account Name: Donor Advised Fund Pool

Donor Advised Fund Pool
 Baptist Foundation of Illinois
 3085 Stevenson Drive
 Springfield, IL

Baptist Foundation of Illinois
 3085 Stevenson Drive
 Springfield, IL 62703
 Phone 217-391-3116

Asset Summary

Asset Description	Market Value	Pct
MUNICIPAL BONDS	\$ 5,823.50	6.6%
MONEY MKT MUTUAL FUND	82,112.81	93.3%
ACCRUED INTEREST	93.85	0.1%
	\$ 88,030.16	100.0%



Account Activity Summary

Beginning Balance - Close of Business Mar 31, 2022	\$ 104,545.20
Deposits	0.00
Income	143.13
Expenses	(92.17)
Distributions	(16,000.00)
Transfers	0.00
Realized Capital Gains	0.00
Change in Market Value	(566.00)
Ending Balance - Close of Business Jun 30, 2022	\$ 88,030.16

Baptist Foundation of IL-Pooled Funds

April 01, 2022 Through June 30, 2022

Account Number: 99DAF

Account Name: Donor Advised Fund Pool

Asset Details

Asset Description	Shares	Market Price	Market Value	Net Cost	Unrealized Gain (Loss)
MUNICIPAL BONDS					
SACRAMENTO CALI 5.637%50 LEAS BLDG DUE 04/01/50 XTRO TAXBL	5,000.0000	\$ 1.164700	\$ 5,823.50	\$ 5,974.43	\$ (150.93)
Total MUNICIPAL BONDS			5,823.50	5,974.43	(150.93)
MONEY MKT MUTUAL FUND					
CS BANK-DAF	82,112.8100	1.000000	82,112.81	82,112.81	-
Total MONEY MKT MUTUAL FUND			82,112.81	82,112.81	-
ACCRUED INTEREST					
ACCRUED INCOME-DAF	93.8500	1.000000	93.85	93.85	-
Total ACCRUED INTEREST			93.85	93.85	-
Grand Total			\$ 88,030.16	88,181.09	(150.93)

Withdrawals

Description	Date	Amount
Tfr BANK OF SPRINGFIEL, BAPTIST FOUNDATI MoneyLink Transfer	04/13/2022	\$ (16,000.00)
		(\$ 16,000.00)

Net Income

Description	Date	Amount
SACRAMENTO CALI 5.637%50LEAS BLDG DUE 04 Bond Interest	04/01/2022	\$ 140.93
MGMTFEE TO ADVISOR Advisor Fee	04/04/2022	(26.11)
BANK INT 031622-041522 SCHWAB BANK Bank Interest	04/18/2022	0.82
MGMTFEE TO ADVISOR Advisor Fee	05/03/2022	(22.04)
BANK INT 041622-051522 SCHWAB BANK Bank Interest	05/16/2022	0.68
MGMTFEE TO ADVISOR Advisor Fee	06/03/2022	(22.01)
MGMTFEE TO ADVISOR Advisor Fee	06/03/2022	(22.01)
BANK INT 051622-061522 SCHWAB BANK Bank Interest	06/16/2022	0.70
		\$ 50.96



Baptist Foundation of Illinois

Baptist Foundation of IL-Pooled Funds

April 01, 2022 Through June 30, 2022

Account Number: 99ENDOW

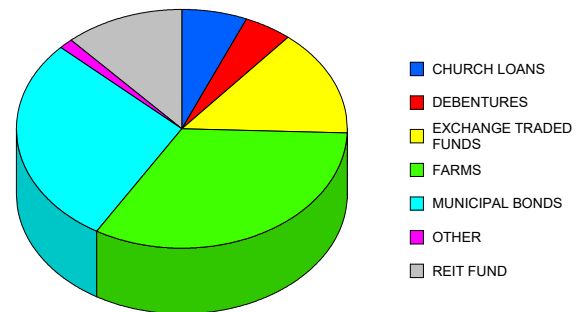
Account Name: Endowment Pool

Endowment Pool
Baptist Foundation of Illinois
3085 Stevenson Drive
Springfield, IL

Baptist Foundation of Illinois
3085 Stevenson Drive
Springfield, IL 62703
Phone 217-391-3116

Asset Summary

Asset Description	Market Value	Pct
MUNICIPAL BONDS	\$ 2,484,078.00	28.2%
CORPORATE BONDS	181,043.68	2.1%
EXCHANGE TRADED FUNDS	1,267,652.73	14.4%
REIT FUND	1,032,791.86	11.7%
FARMS	2,932,232.51	33.3%
MONEY MKT MUTUAL FUND	46,968.20	0.5%
CASH MANAGEMENT	(269,225.89)	-3.1%
DEBENTURES	400,000.00	4.5%
ACCRUED INTEREST	74,079.94	0.8%
PARTNERSHIPS	85,005.40	1.0%
CHURCH LOANS	571,595.69	6.5%
	<u>\$ 8,806,222.12</u>	<u>100.0%</u>



Account Activity Summary

Beginning Balance - Close of Business Mar 31, 2022	\$	9,473,163.50
Deposits		302,276.19
Income		102,832.02
Expenses		(6,139.82)
Distributions		(551,720.65)
Transfers		0.00
Realized Capital Gains		112,611.29
Change in Market Value		(626,800.41)
Ending Balance - Close of Business Jun 30, 2022	<u>\$</u>	<u>8,806,222.12</u>

Baptist Foundation of IL-Pooled Funds

April 01, 2022 Through June 30, 2022

Account Number: 99ENDOW

Account Name: Endowment Pool

Asset Details

Asset Description	Shares	Market Price	Market Value	Net Cost	Unrealized Gain (Loss)
MUNICIPAL BONDS					
ANAHEIM CA RDA 6.506%31 ALLC TAX DUE 02/01/31 TAXBL ASSURED GUARANTY M	35,000.0000	1.124300	39,350.50	37,422.06	1,928.44
BUENA PARK CRA 6.253%23 ALLC TAX DUE 09/01/23 TAXBL ASSURED GUARANTY M	50,000.0000	1.017500	50,875.00	50,712.32	162.68
CHICAGO GO 7.517%40 GO UTX DUE 01/01/40 XTRO TAXBL	110,000.0000	1.148000	126,280.00	136,095.18	(9,815.18)
CO ST CTFS PART 6.45%39 FAC COPS DUE 09/15/39 OID XTRO TAXBL	115,000.0000	1.143700	131,525.50	137,246.14	(5,720.64)
COOK CNTY IL SD 5.375%34 GO UTX DUE 12/01/34 OID TAXBL ASSURED GUARAN	25,000.0000	1.009000	25,225.00	25,327.85	(102.85)
FRESNO CA 6.55%29 REV LTX DUE 06/01/29 TAXBL NATIONAL PUBLIC FI	200,000.0000	1.087700	217,540.00	227,857.15	(10,317.15)
GLENDALE CA RDA 8.35%24 ALLC TAX DUE 12/01/24 OID TAXBL	10,000.0000	1.071800	10,718.00	10,740.98	(22.98)
HARLINGEN TEXAS 6.75%33 LEAS SCH DUE 08/15/33 XTRO TAXBL	80,000.0000	1.037300	82,984.00	86,866.40	(3,882.40)
IL ELE AGY PWR 7.288%35 PWR UTIL DUE 02/01/35 XTRO TAXBL	220,000.0000	1.178700	259,314.00	262,427.69	(3,113.69)
ILLINOIS ST 6.63%35 GO UTX DUE 02/01/35 XTRO TAXBL	165,000.0000	1.064900	175,708.50	180,963.25	(5,254.75)
ILLINOIS ST 6.9%35 GO UTX DUE 03/01/35 XTRO TAXBL	55,000.0000	1.099400	60,467.00	61,939.27	(1,472.27)
ILLINOIS ST 7.35%35 GO UTX DUE 07/01/35 XTRO TAXBL	100,000.0000	1.090800	109,080.00	116,330.90	(7,250.90)
ILLINOIS ST 5.65%38 GO UTX DUE 12/01/38 XTRO TAXBL ASSURED GUARA	30,000.0000	1.029100	30,873.00	29,192.02	1,680.98
LOS ANGELES CAL 7.842%40 LEAS BLDG DUE 11/01/40 XTRO TAXBL	155,000.0000	1.275600	197,718.00	198,396.44	(678.44)
LOS ANGELES CA U 5.75%34 IMPT SCH DUE 07/01/34 XTRO TAXBL	30,000.0000	1.110900	33,327.00	34,081.97	(754.97)
METROPOLITAN GO 6.393%30 COMB UTIL DUE 07/01/30 XTRO TAXBL	130,000.0000	1.146400	149,032.00	150,910.54	(1,878.54)
MIAMI GARDENS FL CO 7%32 FAC COPS DUE 06/01/32 OID XTRO TAXBL	50,000.0000	1.157900	57,895.00	57,297.04	597.96
MI FA 8.369%35 REV UTX DUE 11/01/35 XTRO TAXBL	135,000.0000	1.261700	170,329.50	174,004.20	(3,674.70)
NJ ST TRANS TR 6.561%40 COMB TRAN DUE 12/15/40 XTRO TAXBL	25,000.0000	1.160700	29,017.50	28,938.59	78.91
NEWPORT BCH CA 7.168%40 BLDG COPS DUE 07/01/40 XTRO TAXBL	10,000.0000	1.249800	12,498.00	12,594.37	(96.37)
N LAS VEGAS NV 6.572%40 DB LTX DUE 06/01/40 XTRO TAXBL ASSURED GUARA	65,000.0000	1.180400	76,726.00	80,060.21	(3,334.21)
NTHRN CA PWR AG 7.311%40 ELEC UTIL DUE 06/01/40 XTRO TAXBL	55,000.0000	1.231800	67,749.00	65,935.46	1,813.54

Baptist Foundation of IL-Pooled Funds

April 01, 2022 Through June 30, 2022

Account Number: 99ENDOW

Account Name: Endowment Pool

Asset Details

Asset Description	Shares	Market Price	Market Value	Net Cost	Unrealized Gain (Loss)
MUNICIPAL BONDS					
NTHRN IL MUN PWR 7.82%40 PWR UTIL DUE 01/01/40 XTRO TAXBL	25,000.0000	\$ 1.274200	\$ 31,855.00	\$ 31,257.60	\$ 597.40
PERALTA CA CCD 7.309%31 COLL EDUC DUE 08/01/31 XTRO TAXBL	80,000.0000	1.134200	90,736.00	87,725.07	3,010.93
ROSEMONT IL 6.6%30 GO UTX DUE 12/01/30 OID XTRO TAXBL	45,000.0000	1.041500	46,867.50	48,627.21	(1,759.71)
ROSEMONT IL 6.125%30 GO UTX DUE 12/01/30 OID XTRO TAXBL	10,000.0000	1.127600	11,276.00	10,252.88	1,023.12
ASSURED G SANTA BARBARA CA 6.25% BLDG COPS DUE 12/01/40	80,000.0000	1.191100	95,288.00	93,491.36	1,796.64
VERNON CA RDA 9.25%30 ALLC TAX DUE 09/01/30 OID TAXBL	70,000.0000	1.003900	70,273.00	80,730.09	(10,457.09)
WATERBURY CT 7.089%38 GP DUE 12/01/38 XTRO TAXBL	20,000.0000	1.177500	23,550.00	23,104.49	445.51
Total MUNICIPAL BONDS			2,484,078.00	2,540,528.73	(56,450.73)
CORPORATE BONDS					
ASSURED GUARANTY US 7%34 DUE 06/01/34	160,000.0000	1.131523	181,043.68	188,384.10	(7,340.42)
Total CORPORATE BONDS			181,043.68	188,384.10	(7,340.42)
EXCHANGE TRADED FUNDS					
ISHARES PREFERRED INCOME SEC ETF	17,856.0000	32.880000	587,105.28	692,992.12	(105,886.84)
VANGUARD UTILITIES ETF IV	4,467.0000	152.350000	680,547.45	642,946.22	37,601.23
Total EXCHANGE TRADED FUNDS			1,267,652.73	1,335,938.34	(68,285.61)
REIT FUND					
BLACK CREEK INDUSTRIAL REIT IV INC CLASS W	67,562.3500	15.286500	1,032,791.86	700,000.00	332,791.86
Total REIT FUND			1,032,791.86	700,000.00	332,791.86
FARMS					
Ratliffe Turner Farm	29,322.3251	100.000000	2,932,232.51	2,932,232.51	-
Total FARMS			2,932,232.51	2,932,232.51	-
MONEY MKT MUTUAL FUND					
CHARLES SCHWAB BANK-ENDOWMENT POOL	46,968.2000	1.000000	46,968.20	46,968.20	-
Total MONEY MKT MUTUAL FUND			46,968.20	46,968.20	-
CASH MANAGEMENT					
Cash Management	(269,225.8900)	1.000000	(269,225.89)	(269,225.91)	0.02
Total CASH MANAGEMENT			(269,225.89)	(269,225.91)	0.02
DEBENTURES					
2017 6.5% Debenture	150,000.0000	1.000000	150,000.00	150,000.00	-
2020 5.0% Debenture	250,000.0000	1.000000	250,000.00	250,000.00	-
Total DEBENTURES			400,000.00	400,000.00	-

Baptist Foundation of IL-Pooled Funds

April 01, 2022 Through June 30, 2022

Account Number: 99ENDOW

Account Name: Endowment Pool

Asset Details

Asset Description	Shares	Market Price	Market Value	Net Cost	Unrealized Gain (Loss)
ACCRUED INTEREST					
ACCRUED INCOME-ENOWMENT POOL	74,079.9400	\$ 1.000000	\$ 74,079.94	\$ 74,079.94	\$ -
Total ACCRUED INTEREST			74,079.94	74,079.94	-
PARTNERSHIPS					
CHENIERE ENERGY PARTN LP	920.0000	44.870000	41,280.40	23,892.40	17,388.00
MPLX LP	1,500.0000	29.150000	43,725.00	41,335.25	2,389.75
Total PARTNERSHIPS			85,005.40	65,227.65	19,777.75
CHURCH LOANS					
Resurrection House	50,046.2800	1.000000	50,046.28	50,046.28	-
Resurrection House	27,779.4200	1.000000	27,779.42	27,779.42	-
Higher Ground BC	9,366.4800	1.000000	9,366.48	9,366.48	-
The Body of Christ	43,982.6200	1.000000	43,982.62	43,982.62	-
Iglesia Bautista Hispana	42,151.2100	1.000000	42,151.21	42,151.21	-
Tabernacle BC	224,091.2800	1.000000	224,091.28	224,091.28	-
Anew Life Ministry MBC	39,097.2800	1.000000	39,097.28	39,097.28	-
Steeleville BC	135,081.1200	1.000000	135,081.12	135,081.12	-
Total CHURCH LOANS			571,595.69	571,595.69	-
Grand Total			\$ 8,806,222.12	8,585,729.25	220,492.87

Baptist Foundation of IL-Pooled Funds

April 01, 2022 Through June 30, 2022

Account Number: 99ENDOW

Account Name: Endowment Pool

Deposits

Description	Date	Amount
Tfr BANK OF SPRINGFIEL, BAPTIST FOUNDATI MoneyLink Transfer	04/04/2022	\$ 425.00
Tfr BANK OF SPRINGFIEL, BAPTIST FOUNDATI MoneyLink Transfer	04/06/2022	5,700.00
Tfr BANK OF SPRINGFIEL, BAPTIST FOUNDATI MoneyLink Transfer	04/07/2022	343.48
Tfr BANK OF SPRINGFIEL, BAPTIST FOUNDATI MoneyLink Transfer	04/08/2022	1,438.75
Tfr BANK OF SPRINGFIEL, BAPTIST FOUNDATI MoneyLink Transfer	04/11/2022	2,868.71
Tfr BANK OF SPRINGFIEL, BAPTIST FOUNDATI MoneyLink Transfer	04/13/2022	981.67
Tfr BANK OF SPRINGFIEL, BAPTIST FOUNDATI MoneyLink Transfer	04/13/2022	2,644.78
Tfr BANK OF SPRINGFIEL, BAPTIST FOUNDATI MoneyLink Transfer	04/22/2022	2,000.00
Tfr BANK OF SPRINGFIEL, BAPTIST FOUNDATI MoneyLink Transfer	04/22/2022	907.84
Tfr BANK OF SPRINGFIEL, BAPTIST FOUNDATI MoneyLink Transfer	04/28/2022	923.24
Tfr BANK OF SPRINGFIEL, BAPTIST FOUNDATI MoneyLink Transfer	05/02/2022	3,529.81
Tfr BANK OF SPRINGFIEL, BAPTIST FOUNDATI MoneyLink Transfer	05/04/2022	5,675.00
Tfr BANK OF SPRINGFIEL, BAPTIST FOUNDATI MoneyLink Transfer	05/11/2022	21,243.18
Tfr BANK OF SPRINGFIEL, BAPTIST FOUNDATI MoneyLink Transfer	05/11/2022	2,917.68
Tfr BANK OF SPRINGFIEL, BAPTIST FOUNDATI MoneyLink Transfer	05/13/2022	350.00
Tfr BANK OF SPRINGFIEL, BAPTIST FOUNDATI MoneyLink Transfer	05/17/2022	561.83
Tfr BANK OF SPRINGFIEL, BAPTIST FOUNDATI MoneyLink Transfer	05/18/2022	747.57
Tfr BANK OF SPRINGFIEL, BAPTIST FOUNDATI MoneyLink Transfer	05/20/2022	115.54
Tfr BANK OF SPRINGFIEL, BAPTIST FOUNDATI MoneyLink Transfer	05/23/2022	488.30
Tfr BANK OF SPRINGFIEL, BAPTIST FOUNDATI MoneyLink Transfer	05/24/2022	515.55
Tfr BANK OF SPRINGFIEL, BAPTIST FOUNDATI MoneyLink Transfer	05/27/2022	23,223.13
Tfr BANK OF SPRINGFIEL, BAPTIST FOUNDATI MoneyLink Transfer	05/31/2022	1,090.33
Principal Contribution	05/31/2022	98,909.67
Tfr BANK OF SPRINGFIEL, BAPTIST FOUNDATI MoneyLink Transfer	06/02/2022	3,871.28
Tfr BANK OF SPRINGFIEL, BAPTIST FOUNDATI MoneyLink Transfer	06/08/2022	312.50
Tfr BANK OF SPRINGFIEL, BAPTIST FOUNDATI MoneyLink Transfer	06/09/2022	13,317.65
Tfr BANK OF SPRINGFIEL, BAPTIST FOUNDATI MoneyLink Transfer	06/10/2022	107.47
Tfr BANK OF SPRINGFIELD MoneyLink Txn	06/15/2022	19,745.42
Tfr BANK OF SPRINGFIEL, BAPTIST FOUNDATI MoneyLink Transfer	06/16/2022	161.83
Tfr BANK OF SPRINGFIEL, BAPTIST FOUNDATI MoneyLink Transfer	06/17/2022	400.00
Tfr BANK OF SPRINGFIEL, BAPTIST FOUNDATI MoneyLink Transfer	06/21/2022	195.26
Tfr BANK OF SPRINGFIEL, BAPTIST FOUNDATI MoneyLink Transfer	06/22/2022	77,547.06
JOURNAL FRM 46327401 Journal	06/24/2022	2,764.37
Tfr BANK OF SPRINGFIEL, BAPTIST FOUNDATI MoneyLink Transfer	06/29/2022	1,504.37
Tfr BANK OF SPRINGFIEL, BAPTIST FOUNDATI MoneyLink Transfer	06/30/2022	1,775.00
Tfr BANK OF SPRINGFIEL, BAPTIST FOUNDATI MoneyLink Transfer	06/30/2022	2,972.92
		<u>\$ 302,276.19</u>

Baptist Foundation of IL-Pooled Funds

April 01, 2022 Through June 30, 2022

Account Number: 99ENDOW

Account Name: Endowment Pool

Withdrawals

Description	Date	Amount
Tfr BANK OF SPRINGFIEL, BAPTIST FOUNDATI MoneyLink Transfer	04/05/2022	\$ (827.96)
Tfr BANK OF SPRINGFIEL, BAPTIST FOUNDATI MoneyLink Transfer	04/07/2022	(205.44)
Tfr BANK OF SPRINGFIEL, BAPTIST FOUNDATI MoneyLink Transfer	04/12/2022	(30.00)
Tfr BANK OF SPRINGFIEL, BAPTIST FOUNDATI MoneyLink Transfer	04/13/2022	(170.87)
Tfr BANK OF SPRINGFIEL, BAPTIST FOUNDATI MoneyLink Transfer	04/25/2022	(785.58)
Tfr BANK OF SPRINGFIEL, BAPTIST FOUNDATI MoneyLink Transfer	04/26/2022	(275.75)
Funds leaving BOS	05/01/2022	(2,437.50)
Funds leaving BOS	05/01/2022	(3,125.00)
Tfr BANK OF SPRINGFIEL, BAPTIST FOUNDATI MoneyLink Transfer	05/04/2022	(4,777.22)
Tfr BANK OF SPRINGFIEL, BAPTIST FOUNDATI MoneyLink Transfer	05/09/2022	(33.18)
Tfr BANK OF SPRINGFIEL, BAPTIST FOUNDATI MoneyLink Transfer	05/18/2022	(2,028.08)
Tfr BANK OF SPRINGFIEL, BAPTIST FOUNDATI MoneyLink Transfer	05/26/2022	(100,000.00)
Tfr BANK OF SPRINGFIEL, BAPTIST FOUNDATI MoneyLink Transfer	06/10/2022	(709.35)
Tfr BANK OF SPRINGFIEL, BAPTIST FOUNDATI MoneyLink Transfer	06/13/2022	(24,589.67)
Tfr BANK OF SPRINGFIEL, BAPTIST FOUNDATI MoneyLink Transfer	06/22/2022	(985.90)
Tfr BANK OF SPRINGFIEL, BAPTIST FOUNDATI MoneyLink Transfer	06/23/2022	(267,022.56)
Tfr BANK OF SPRINGFIEL, BAPTIST FOUNDATI MoneyLink Transfer	06/24/2022	(76,542.34)
Tfr BANK OF SPRINGFIEL, BAPTIST FOUNDATI MoneyLink Transfer	06/24/2022	(1,410.53)
Tfr BANK OF SPRINGFIEL, BAPTIST FOUNDATI MoneyLink Transfer	06/24/2022	(65,209.95)
Tfr BANK OF SPRINGFIEL, BAPTIST FOUNDATI MoneyLink Transfer	06/30/2022	(553.77)
		<u>(\$ 551,720.65)</u>

Baptist Foundation of IL-Pooled Funds

April 01, 2022 Through June 30, 2022

Account Number: 99ENDOW

Account Name: Endowment Pool

Net Income

Description	Date	Amount
CBOE VEST DIVIDEND ARISTOCRATSTGTINCINS Short Term Cap Gain R	04/01/2022	\$ 2,203.33
CBOE VEST DIVIDEND ARISTOCRATSTGTINCINS Reinvest Dividend	04/01/2022	1,720.29
MGMTFEE TO ADVISOR Advisor Fee	04/04/2022	(2,090.76)
ARES INDUSTRIAL REAL ESTATE INCOME TRUST Cash Dividend	04/05/2022	2,880.76
ISHARES PREFERRED INCOMESEC ETF Cash Dividend	04/07/2022	2,433.61
PGIM ULTRA SHORT BOND ETF Cash Dividend	04/07/2022	68.01
Monthly Endowment Ln Pmt via ACH Higher Ground BC	04/15/2022	44.18
BANK INT 031622-041522 SCHWAB BANK Bank Interest	04/18/2022	0.25
Monthly Endowment Ln Pmt via ACH Anew Life Ministry MBC	04/20/2022	186.90
Monthly End Ln Pmt via ACH The Body of Christ	04/23/2022	201.77
Monthly End/LTFI Ln Pmt via ACH Steeleville BC	04/27/2022	578.14
Monthly End Ln Pmt via ACH Iglesia Bautista Hispana	04/28/2022	198.49
Monthly End Ln Pmt via ACH Resurrection House	04/28/2022	129.18
Monthly End/LTFI Ln Pmt via ACH Tabernacle BC	04/28/2022	503.25
Interest Income Cash Management	04/30/2022	8.04
Interest Income Cash Management	04/30/2022	0.28
Interest Income Cash Management	04/30/2022	0.04
Interest Income Cash Management	04/30/2022	0.09
Interest Income Cash Management	04/30/2022	0.16
Interest Income Cash Management	04/30/2022	0.24
Interest Income Cash Management	04/30/2022	0.11
Interest Income Cash Management	04/30/2022	0.17
Interest Income Cash Management	04/30/2022	0.80
Interest Income Cash Management	04/30/2022	0.02
Interest Income Cash Management	04/30/2022	0.09
Interest Income Cash Management	04/30/2022	0.16
Interest Income Cash Management	04/30/2022	1.24
Interest Income Cash Management	04/30/2022	0.90
Interest Income Cash Management	04/30/2022	0.28
Interest Income Cash Management	04/30/2022	0.10
Interest Income Cash Management	04/30/2022	0.04
Interest Income Cash Management	04/30/2022	0.25
Interest Income Cash Management	04/30/2022	0.15
Interest Income Cash Management	04/30/2022	1.49
Interest Income Cash Management	04/30/2022	0.16
Interest Income Cash Management	04/30/2022	0.24
Interest Income Cash Management	04/30/2022	0.12
Interest Income Cash Management	04/30/2022	0.16
Interest Income Cash Management	04/30/2022	0.80
Interest Income Cash Management	04/30/2022	0.01
Interest Income Cash Management	04/30/2022	0.09
Interest Income Cash Management	04/30/2022	0.16
Interest Income Cash Management	04/30/2022	1.27
Interest Income Cash Management	04/30/2022	0.87
Interest Income Cash Management	04/30/2022	0.28

Baptist Foundation of IL-Pooled Funds

April 01, 2022 Through June 30, 2022

Account Number: 99ENDOW

Account Name: Endowment Pool

Net Income

Description	Date	Amount
Interest Income Cash Management	04/30/2022	\$ 0.09
Interest Income Cash Management	04/30/2022	0.04
Interest Income Cash Management	04/30/2022	0.16
Interest Income Cash Management	04/30/2022	0.11
Interest Income Cash Management	04/30/2022	0.17
Interest Income Cash Management	04/30/2022	0.28
Interest Income Cash Management	04/30/2022	0.47
Interest Income Cash Management	04/30/2022	0.80
Interest Income Cash Management	04/30/2022	0.01
Interest Income Cash Management	04/30/2022	0.09
Interest Income Cash Management	04/30/2022	0.16
Interest Income Cash Management	04/30/2022	1.75
Interest Income Cash Management	04/30/2022	0.38
Interest Income Cash Management	04/30/2022	0.17
Interest Income Cash Management	04/30/2022	0.11
Interest Income Cash Management	04/30/2022	0.57
Interest Income Cash Management	04/30/2022	0.24
Interest Income Cash Management	04/30/2022	6.21
Interest Income Cash Management	04/30/2022	0.04
Interest Income Cash Management	04/30/2022	0.09
Interest Income Cash Management	04/30/2022	0.15
Interest Income Cash Management	04/30/2022	0.24
Interest Income Cash Management	04/30/2022	0.17
Interest Income Cash Management	04/30/2022	0.11
Interest Income Cash Management	04/30/2022	0.16
Interest Income Cash Management	04/30/2022	0.09
Interest Income Cash Management	04/30/2022	0.81
Interest Income Cash Management	04/30/2022	0.11
Interest Income Cash Management	04/30/2022	0.17
Interest Income Cash Management	04/30/2022	0.47
Interest Income Cash Management	04/30/2022	0.28
Interest Income Cash Management	04/30/2022	0.34
Interest Income Cash Management	04/30/2022	1.79
Interest Income Cash Management	04/30/2022	0.22
Interest Income Cash Management	04/30/2022	0.18
Interest Income Cash Management	04/30/2022	0.03
Interest Income Cash Management	04/30/2022	0.10
Interest Income Cash Management	04/30/2022	1.56
Interest Income Cash Management	04/30/2022	0.14
Interest Income Cash Management	04/30/2022	0.26
Interest Income Cash Management	04/30/2022	0.15
Interest Income Cash Management	04/30/2022	0.13
Interest Income Cash Management	04/30/2022	0.43
Interest Income Cash Management	04/30/2022	0.32
Interest Income Cash Management	04/30/2022	0.14

Baptist Foundation of IL-Pooled Funds

April 01, 2022 Through June 30, 2022

Account Number: 99ENDOW

Account Name: Endowment Pool

Net Income

Description	Date	Amount
Interest Income Cash Management	04/30/2022	\$ 0.11
Interest Income Cash Management	04/30/2022	0.10
Interest Income Cash Management	04/30/2022	0.18
Interest Income Cash Management	04/30/2022	0.34
Interest Income Cash Management	04/30/2022	1.80
Interest Income Cash Management	04/30/2022	0.50
Interest Income Cash Management	04/30/2022	0.05
Interest Income Cash Management	04/30/2022	0.02
Interest Income Cash Management	04/30/2022	0.03
Interest Income Cash Management	04/30/2022	0.04
Interest Income Cash Management	04/30/2022	0.04
Interest Income Cash Management	04/30/2022	0.06
Interest Income Cash Management	04/30/2022	0.01
Interest Income Cash Management	04/30/2022	0.02
Interest Income Cash Management	04/30/2022	0.02
Interest Income Cash Management	04/30/2022	0.01
Interest Income Cash Management	04/30/2022	0.17
Interest Income Cash Management	04/30/2022	0.04
Interest coming into BOS 2017 6.5% Debenture	05/01/2022	2,437.50
Interest coming into BOS 2020 5.0% Debenture	05/01/2022	3,125.00
CBOE VEST DIVIDEND ARISTOCRATSTGTINCINS Reinvest Dividend	05/02/2022	323.10
LOS ANGELES CAL 7.842%40LEAS BLDG DUE 11 Bond Interest	05/02/2022	6,077.55
DETROIT MI CITY 7.747%39GO UTX DUE 05/01 Bond Interest	05/02/2022	6,003.93
MI FA 8.369%35REV UTX DUE 11/01/35XTRO T Bond Interest	05/02/2022	5,649.08
CBOE VEST DIVIDEND ARISTOCRATSTGTINCINS Short Term Cap Gain R	05/02/2022	3,588.07
MGMTFEE TO ADVISOR Advisor Fee	05/03/2022	(2,021.89)
ARES INDUSTRIAL REAL ESTATE INCOME TRUST Cash Dividend	05/04/2022	2,874.40
ISHARES PREFERRED INCOMESEC ETF Cash Dividend	05/06/2022	2,187.57
PGIM ULTRA SHORT BOND ETF Cash Dividend	05/06/2022	78.54
MPLX LP LP Cash Dividend	05/13/2022	1,057.50
CHENIERE ENERGY PARTN LP Cash Dividend	05/13/2022	713.00
CHENIERE ENERGY PARTN LP Special Dividend	05/13/2022	253.00
Interest Income Higher Ground BC	05/15/2022	42.23
BANK INT 041622-051522 SCHWAB BANK Bank Interest	05/16/2022	0.33
Interest Income Anew Life Ministry MBC	05/20/2022	179.51
QUALCOMM INC 4.65%35 DUE 05/20/35 Bond Interest	05/20/2022	465.00
ALABAMA ST UNIV R 7.2%38**CALLED** @100 Bond Interest	05/20/2022	790.00
Interest Income The Body of Christ	05/23/2022	194.65
Monthly End/LTFI Ln Pmt via ACH Steeleville BC	05/27/2022	558.06
Interest Income Resurrection House	05/28/2022	125.92
Interest Income Iglesia Bautista Hispana	05/28/2022	191.59
Monthly End/LTFI Ln Pmt via ACH Tabernacle BC	05/28/2022	941.01
Interest Income Cash Management	05/31/2022	0.25
Interest Income Cash Management	05/31/2022	0.17
Interest Income Cash Management	05/31/2022	0.12

Baptist Foundation of IL-Pooled Funds

April 01, 2022 Through June 30, 2022

Account Number: 99ENDOW

Account Name: Endowment Pool

Net Income

Description	Date	Amount
Interest Income Cash Management	05/31/2022	\$ 0.17
Interest Income Cash Management	05/31/2022	0.09
Interest Income Cash Management	05/31/2022	0.85
Interest Income Cash Management	05/31/2022	0.11
Interest Income Cash Management	05/31/2022	0.18
Interest Income Cash Management	05/31/2022	0.49
Interest Income Cash Management	05/31/2022	0.29
Interest Income Cash Management	05/31/2022	0.36
Interest Income Cash Management	05/31/2022	1.88
Interest Income Cash Management	05/31/2022	0.23
Interest Income Cash Management	05/31/2022	0.19
Interest Income Cash Management	05/31/2022	0.03
Interest Income Cash Management	05/31/2022	0.10
Interest Income Cash Management	05/31/2022	1.63
Interest Income Cash Management	05/31/2022	0.14
Interest Income Cash Management	05/31/2022	0.27
Interest Income Cash Management	05/31/2022	0.16
Interest Income Cash Management	05/31/2022	0.13
Interest Income Cash Management	05/31/2022	0.45
Interest Income Cash Management	05/31/2022	0.34
Interest Income Cash Management	05/31/2022	0.15
Interest Income Cash Management	05/31/2022	0.11
Interest Income Cash Management	05/31/2022	0.10
Interest Income Cash Management	05/31/2022	0.19
Interest Income Cash Management	05/31/2022	0.35
Interest Income Cash Management	05/31/2022	1.88
Interest Income Cash Management	05/31/2022	0.83
Interest Income Cash Management	05/31/2022	0.10
Interest Income Cash Management	05/31/2022	0.04
Interest Income Cash Management	05/31/2022	0.12
Interest Income Cash Management	05/31/2022	0.17
Interest Income Cash Management	05/31/2022	0.29
Interest Income Cash Management	05/31/2022	0.49
Interest Income Cash Management	05/31/2022	0.09
Interest Income Cash Management	05/31/2022	0.17
Interest Income Cash Management	05/31/2022	0.18
Interest Income Cash Management	05/31/2022	0.11
Interest Income Cash Management	05/31/2022	1.80
Interest Income Cash Management	05/31/2022	0.43
Interest Income Cash Management	05/31/2022	8.42
Interest Income Cash Management	05/31/2022	0.29
Interest Income Cash Management	05/31/2022	0.04
Interest Income Cash Management	05/31/2022	0.10
Interest Income Cash Management	05/31/2022	0.17
Interest Income Cash Management	05/31/2022	0.25

Baptist Foundation of IL-Pooled Funds

April 01, 2022 Through June 30, 2022

Account Number: 99ENDOW

Account Name: Endowment Pool

Net Income

Description	Date	Amount
Interest Income Cash Management	05/31/2022	\$ 0.11
Interest Income Cash Management	05/31/2022	0.17
Interest Income Cash Management	05/31/2022	0.84
Interest Income Cash Management	05/31/2022	0.02
Interest Income Cash Management	05/31/2022	0.09
Interest Income Cash Management	05/31/2022	0.17
Interest Income Cash Management	05/31/2022	1.29
Interest Income Cash Management	05/31/2022	0.94
Interest Income Cash Management	05/31/2022	0.29
Interest Income Cash Management	05/31/2022	0.10
Interest Income Cash Management	05/31/2022	0.04
Interest Income Cash Management	05/31/2022	0.26
Interest Income Cash Management	05/31/2022	0.16
Interest Income Cash Management	05/31/2022	1.56
Interest Income Cash Management	05/31/2022	0.17
Interest Income Cash Management	05/31/2022	0.26
Interest Income Cash Management	05/31/2022	0.12
Interest Income Cash Management	05/31/2022	0.17
Interest Income Cash Management	05/31/2022	0.84
Interest Income Cash Management	05/31/2022	0.01
Interest Income Cash Management	05/31/2022	0.10
Interest Income Cash Management	05/31/2022	0.17
Interest Income Cash Management	05/31/2022	1.33
Interest Income Cash Management	05/31/2022	0.91
Interest Income Cash Management	05/31/2022	0.29
Interest Income Cash Management	05/31/2022	0.10
Interest Income Cash Management	05/31/2022	0.04
Interest Income Cash Management	05/31/2022	0.16
Interest Income Cash Management	05/31/2022	0.12
Interest Income Cash Management	05/31/2022	0.17
Interest Income Cash Management	05/31/2022	0.29
Interest Income Cash Management	05/31/2022	0.50
Interest Income Cash Management	05/31/2022	0.84
Interest Income Cash Management	05/31/2022	0.01
Interest Income Cash Management	05/31/2022	0.09
Interest Income Cash Management	05/31/2022	0.17
Interest Income Cash Management	05/31/2022	1.83
Interest Income Cash Management	05/31/2022	0.40
Interest Income Cash Management	05/31/2022	0.18
Interest Income Cash Management	05/31/2022	0.11
Interest Income Cash Management	05/31/2022	0.60
Interest Income Cash Management	05/31/2022	0.25
Interest Income Cash Management	05/31/2022	6.50
Interest Income Cash Management	05/31/2022	0.04
Interest Income Cash Management	05/31/2022	0.10

Baptist Foundation of IL-Pooled Funds

April 01, 2022 Through June 30, 2022

Account Number: 99ENDOW

Account Name: Endowment Pool

Net Income

Description	Date	Amount
Interest Income Cash Management	05/31/2022	\$ 0.16
N LAS VEGAS NV 6.572%40DB LTX DUE 06/01/ Bond Interest	06/01/2022	2,135.90
ASSURED GUARANTY US 7%34 DUE 06/01/34 Bond Interest	06/01/2022	5,600.00
COOK CNTY IL SD 5.375%34GO UTX DUE 12/01 Bond Interest	06/01/2022	671.88
MIAMI LKS FL SP 7.627%40SERV TAX DUE 12/ Bond Interest	06/01/2022	5,720.25
MIAMI GARDENS FL CO 7%32FAC COPS DUE 06/ Bond Interest	06/01/2022	1,750.00
MIAMI GARDENS FL CO 7%40FAC COPS DUE 06/ Bond Interest	06/01/2022	7,000.00
WATERBURY CT 7.089%38GP DUE 12/01/38TAXB Bond Interest	06/01/2022	708.90
NTHRN CA PWR AG 7.311%40PWR UTIL DUE 06/ Bond Interest	06/01/2022	2,010.53
ROSEMONT IL 6.125%30GO UTX DUE 12/01/30O Bond Interest	06/01/2022	306.25
ROSEMONT IL 6.6%30GO UTX DUE 12/01/30OID Bond Interest	06/01/2022	1,485.00
SANTA BARBARA CA 6.25%40BLDG COPS DUE 12 Bond Interest	06/01/2022	2,500.00
FRESNO CA WTR SY 6.75%40WTR UTIL DUE 06/ Bond Interest	06/01/2022	7,931.25
FRESNO CA 6.55%29REV LTX DUE 06/01/29TAX Bond Interest	06/01/2022	6,550.00
GLENDALE CA RDA 8.35%24ALLC TAX DUE 12/0 Bond Interest	06/01/2022	417.50
CBOE VEST DIVIDEND ARISTOCRATSTGTINCINS Reinvest Dividend	06/01/2022	1,663.77
CBOE VEST DIVIDEND ARISTOCRATSTGTINCINS Short Term Cap Gain R	06/01/2022	2,935.05
ILLINOIS ST 5.65%38GO UTX DUE 12/01/38XT Bond Interest	06/02/2022	800.42
ARES INDUSTRIAL REAL ESTATE INCOME TRUST Cash Dividend	06/03/2022	2,859.79
PGIM ULTRA SHORT BOND ETF Cash Dividend	06/03/2022	99.60
MGMTFEE TO ADVISOR Advisor Fee	06/03/2022	(2,027.17)
ISHARES PREFERRED INCOMESEC ETF Cash Dividend	06/07/2022	2,607.49
Interest Income Resurrection House	06/08/2022	500.00
FRESNO CA WTR SY 6.75%40WTR UTIL DUE 06/ Sell	06/09/2022	724.64
FRESNO CA WTR SY 6.75%40WTR UTIL DUE 06/ Sell	06/09/2022	1,554.58
FRESNO CA WTR SY 6.75%40WTR UTIL DUE 06/ Sell	06/09/2022	9,141.36
FRESNO CA WTR SY 6.75%40WTR UTIL DUE 06/ Sell	06/09/2022	1,250.60
GRAYS HBR WA PU 6.707%40PUD DUE 07/01/40 Sell	06/09/2022	(650.49)
MIAMI GARDENS FL CO 7%40FAC COPS DUE 06/ Sell	06/09/2022	1,912.31
MIAMI GARDENS FL CO 7%40FAC COPS DUE 06/ Sell	06/09/2022	4,314.56
PGIM ULTRA SHORT BOND ETF Sell	06/09/2022	(733.07)
QUALCOMM INC 4.65%35 DUE 05/20/35 Sell	06/09/2022	1,966.76
NJ ST TRANS TR 6.561%40COMB TRAN DUE 12/ Bond Interest	06/15/2022	820.13
Interest Income Higher Ground BC	06/15/2022	43.10
BANK INT 051622-061522 SCHWAB BANK Bank Interest	06/16/2022	0.95
BANK INT 051622-061522 SCHWAB PREMIER BA Bank Interest	06/16/2022	0.14
Interest Income Anew Life Ministry MBC	06/20/2022	184.05
Interest Income The Body of Christ	06/23/2022	200.48
Gain on 20000.000000 shares sold SAN FRAN CA CY 8.256% 08/01/29	06/23/2022	1,027.12
Gain on 80000.000000 shares sold SAN FRAN CA CY 8.256% 08/01/29	06/23/2022	4,117.63
CBOE VEST DIVIDEND ARISTOCRATSTGTINCINS Sell	06/23/2022	(334.22)
CBOE VEST DIVIDEND ARISTOCRATSTGTINCINS Sell	06/23/2022	(99.13)
CBOE VEST DIVIDEND ARISTOCRATSTGTINCINS Sell	06/23/2022	(110.22)
CBOE VEST DIVIDEND ARISTOCRATSTGTINCINS Sell	06/23/2022	(156.87)
CBOE VEST DIVIDEND ARISTOCRATSTGTINCINS Sell	06/23/2022	(259.80)

Baptist Foundation of IL-Pooled Funds

April 01, 2022 Through June 30, 2022

Account Number: 99ENDOW

Account Name: Endowment Pool

Net Income

Description	Date	Amount
CBOE VEST DIVIDEND ARISTOCRATSTGTINCINS Sell	06/23/2022	\$ (202.84)
CBOE VEST DIVIDEND ARISTOCRATSTGTINCINS Sell	06/23/2022	(257.89)
CBOE VEST DIVIDEND ARISTOCRATSTGTINCINS Sell	06/23/2022	(23.23)
CBOE VEST DIVIDEND ARISTOCRATSTGTINCINS Sell	06/23/2022	(186.00)
CBOE VEST DIVIDEND ARISTOCRATSTGTINCINS Sell	06/23/2022	(105.44)
CBOE VEST DIVIDEND ARISTOCRATSTGTINCINS Sell	06/23/2022	83,317.14
CBOE VEST DIVIDEND ARISTOCRATSTGTINCINS Sell	06/23/2022	(87.59)
CBOE VEST DIVIDEND ARISTOCRATSTGTINCINS Sell	06/23/2022	(561.15)
CBOE VEST DIVIDEND ARISTOCRATSTGTINCINS Sell	06/23/2022	(161.88)
CBOE VEST DIVIDEND ARISTOCRATSTGTINCINS Sell	06/23/2022	(164.78)
CBOE VEST DIVIDEND ARISTOCRATSTGTINCINS Sell	06/23/2022	(1,075.61)
MIAMI LKS FL SP 7.627%40SERV TAX DUE 12/ Sell	06/23/2022	(6,607.73)
MIAMI LKS FL SP 7.627%40SERV TAX DUE 12/ Sell	06/23/2022	(6,607.73)
SAN FRAN CA CY/ 8.406%39ALLC TAX DUE 08/ Sell	06/23/2022	6,356.42
SAN FRAN CA CY/ 8.406%39ALLC TAX DUE 08/ Sell	06/23/2022	3,345.70
WASHOE CNTY NV 7.969%40EXCISE TAX DUE 02 Sell	06/23/2022	(3,346.83)
WASHOE CNTY NV 7.969%40EXCISE TAX DUE 02 Sell	06/23/2022	(664.27)
WASHOE CNTY NV 7.969%40EXCISE TAX DUE 02 Sell	06/23/2022	129.80
WASHOE CNTY NV 7.969%40EXCISE TAX DUE 02 Sell	06/23/2022	397.78
WASHOE CNTY NV 7.969%40EXCISE TAX DUE 02 Sell	06/23/2022	(2,074.24)
NTHRN IL MUN PW 6.859%39PWR UTIL DUE 01/ Sell	06/23/2022	(539.21)
NTHRN IL MUN PW 6.859%39PWR UTIL DUE 01/ Sell	06/23/2022	(154.48)
MIAMI GARDENS FL CO 7%40FAC COPS DUE 06/ Sell	06/23/2022	3,825.65
MIAMI GARDENS FL CO 7%40FAC COPS DUE 06/ Sell	06/23/2022	(68.14)
DETROIT MI CITY 7.747%39GO UTX DUE 05/01 Sell	06/23/2022	1,771.68
DETROIT MI CITY 7.747%39GO UTX DUE 05/01 Sell	06/23/2022	1,411.16
DETROIT MI CITY 7.747%39GO UTX DUE 05/01 Sell	06/23/2022	(718.51)
DETROIT MI CITY 7.747%39GO UTX DUE 05/01 Sell	06/23/2022	10.27
DETROIT MI CITY 7.747%39GO UTX DUE 05/01 Sell	06/23/2022	1,540.74
Monthly End/LTFI Ln Pmt via ACH Steeleville BC	06/27/2022	575.11
Interest Income Resurrection House	06/28/2022	129.12
Interest Income Iglesia Bautista Hispana	06/28/2022	197.42
Monthly End/LTFI Ln Pmt via ACH Tabernacle BC	06/28/2022	925.36
VANGUARD UTILITIES ETF Cash Dividend	06/28/2022	4,856.08
Interest Income Cash Management	06/30/2022	(535.01)
Interest Income Cash Management	06/30/2022	0.28
Interest Income Cash Management	06/30/2022	0.04
Interest Income Cash Management	06/30/2022	0.09
Interest Income Cash Management	06/30/2022	0.16
Interest Income Cash Management	06/30/2022	0.24
Interest Income Cash Management	06/30/2022	0.11
Interest Income Cash Management	06/30/2022	0.17
Interest Income Cash Management	06/30/2022	0.81
Interest Income Cash Management	06/30/2022	0.02
Interest Income Cash Management	06/30/2022	0.09

Baptist Foundation of IL-Pooled Funds

April 01, 2022 Through June 30, 2022

Account Number: 99ENDOW

Account Name: Endowment Pool

Net Income

Description	Date	Amount
Interest Income Cash Management	06/30/2022	\$ 0.17
Interest Income Cash Management	06/30/2022	1.25
Interest Income Cash Management	06/30/2022	0.91
Interest Income Cash Management	06/30/2022	0.28
Interest Income Cash Management	06/30/2022	0.10
Interest Income Cash Management	06/30/2022	0.04
Interest Income Cash Management	06/30/2022	0.25
Interest Income Cash Management	06/30/2022	0.15
Interest Income Cash Management	06/30/2022	1.51
Interest Income Cash Management	06/30/2022	0.17
Interest Income Cash Management	06/30/2022	0.25
Interest Income Cash Management	06/30/2022	0.12
Interest Income Cash Management	06/30/2022	0.16
Interest Income Cash Management	06/30/2022	0.81
Interest Income Cash Management	06/30/2022	0.01
Interest Income Cash Management	06/30/2022	0.10
Interest Income Cash Management	06/30/2022	0.16
Interest Income Cash Management	06/30/2022	1.29
Interest Income Cash Management	06/30/2022	0.88
Interest Income Cash Management	06/30/2022	0.28
Interest Income Cash Management	06/30/2022	0.10
Interest Income Cash Management	06/30/2022	0.04
Interest Income Cash Management	06/30/2022	0.16
Interest Income Cash Management	06/30/2022	0.11
Interest Income Cash Management	06/30/2022	0.17
Interest Income Cash Management	06/30/2022	0.28
Interest Income Cash Management	06/30/2022	0.48
Interest Income Cash Management	06/30/2022	0.82
Interest Income Cash Management	06/30/2022	0.01
Interest Income Cash Management	06/30/2022	0.09
Interest Income Cash Management	06/30/2022	0.17
Interest Income Cash Management	06/30/2022	1.78
Interest Income Cash Management	06/30/2022	0.39
Interest Income Cash Management	06/30/2022	0.18
Interest Income Cash Management	06/30/2022	0.11
Interest Income Cash Management	06/30/2022	0.58
Interest Income Cash Management	06/30/2022	0.25
Interest Income Cash Management	06/30/2022	6.29
Interest Income Cash Management	06/30/2022	0.04
Interest Income Cash Management	06/30/2022	0.10
Interest Income Cash Management	06/30/2022	0.16
Interest Income Cash Management	06/30/2022	0.25
Interest Income Cash Management	06/30/2022	0.17
Interest Income Cash Management	06/30/2022	0.11
Interest Income Cash Management	06/30/2022	0.16

Baptist Foundation of IL-Pooled Funds

April 01, 2022 Through June 30, 2022

Account Number: 99ENDOW

Account Name: Endowment Pool

Net Income

Description	Date	Amount
Interest Income Cash Management	06/30/2022	\$ 0.09
Interest Income Cash Management	06/30/2022	0.82
Interest Income Cash Management	06/30/2022	0.11
Interest Income Cash Management	06/30/2022	0.18
Interest Income Cash Management	06/30/2022	0.48
Interest Income Cash Management	06/30/2022	0.28
Interest Income Cash Management	06/30/2022	0.35
Interest Income Cash Management	06/30/2022	1.82
Interest Income Cash Management	06/30/2022	0.22
Interest Income Cash Management	06/30/2022	0.19
Interest Income Cash Management	06/30/2022	0.03
Interest Income Cash Management	06/30/2022	0.10
Interest Income Cash Management	06/30/2022	1.58
Interest Income Cash Management	06/30/2022	0.14
Interest Income Cash Management	06/30/2022	0.26
Interest Income Cash Management	06/30/2022	0.15
Interest Income Cash Management	06/30/2022	0.13
Interest Income Cash Management	06/30/2022	0.43
Interest Income Cash Management	06/30/2022	0.33
Interest Income Cash Management	06/30/2022	0.15
Interest Income Cash Management	06/30/2022	0.11
Interest Income Cash Management	06/30/2022	0.10
Interest Income Cash Management	06/30/2022	0.19
Interest Income Cash Management	06/30/2022	0.34
Interest Income Cash Management	06/30/2022	1.82
Interest Income Cash Management	06/30/2022	0.81
Interest Income Cash Management	06/30/2022	0.10
Interest Income Cash Management	06/30/2022	0.04
Interest Income Cash Management	06/30/2022	0.11
Interest Income Cash Management	06/30/2022	0.17
Interest Income Cash Management	06/30/2022	0.28
Interest Income Cash Management	06/30/2022	0.48
Interest Income Cash Management	06/30/2022	0.09
Interest Income Cash Management	06/30/2022	0.16
Interest Income Cash Management	06/30/2022	0.18
Interest Income Cash Management	06/30/2022	0.11
Interest Income Cash Management	06/30/2022	1.75
Interest Income Cash Management	06/30/2022	0.41
Interest Income Cash Management	06/30/2022	383.56
Interest Income Cash Management	06/30/2022	109.59
		<u>\$ 209,303.49</u>

Baptist Foundation of IL-Pooled Funds

April 01, 2022 Through June 30, 2022

Account Number: 99ENDOW

Account Name: Endowment Pool

Buy and Sale Details

Purchase Details	Date	Price	Shares	Amount
CBOE VEST DIV ARIST	04/01/2022	\$ 13.909999	158.3990	\$ 2,203.33
CBOE VEST DIV ARIST	04/01/2022	13.909988	123.6730	1,720.29
Cash Management	04/12/2022	1.000000	981.6700	981.67
Cash Management	04/15/2022	1.000000	117.6500	117.65
Cash Management	04/15/2022	1.000000	44.1800	44.18
Cash Management	04/23/2022	1.000000	137.9500	137.95
Cash Management	04/23/2022	1.000000	201.7700	201.77
Cash Management	04/27/2022	1.000000	345.8000	345.80
Cash Management	04/27/2022	1.000000	578.1400	578.14
Cash Management	04/28/2022	1.000000	111.0600	111.06
Cash Management	04/28/2022	1.000000	198.4900	198.49
Cash Management	04/28/2022	1.000000	215.7300	215.73
Cash Management	04/28/2022	1.000000	129.1800	129.18
Cash Management	04/28/2022	1.000000	2,124.7700	2,124.77
Cash Management	04/28/2022	1.000000	503.2500	503.25
CBOE VEST DIV ARIST	05/02/2022	13.220012	271.4120	3,588.07
CBOE VEST DIV ARIST	05/02/2022	13.220131	24.4400	323.10
Ratliffe Turner Farm	05/31/2022	100.000000	1,000.0000	100,000.00
CBOE VEST DIV ARIST	06/01/2022	13.099978	224.0500	2,935.05
CBOE VEST DIV ARIST	06/01/2022	13.100035	127.0050	1,663.77
Cash Management	06/08/2022	1.000000	500.0000	500.00
Cash Management	06/15/2022	1.000000	43.1000	43.10
Cash Management	06/15/2022	1.000000	118.7300	118.73
Cash Management	06/20/2022	1.000000	184.0500	184.05
Cash Management	06/20/2022	1.000000	304.2500	304.25
Cash Management	06/23/2022	1.000000	200.4800	200.48
Cash Management	06/23/2022	1.000000	139.2400	139.24
Cash Management	06/23/2022	1.000000	500,000.0000	500,000.00
Cash Management	06/24/2022	1.000000	500,000.0000	500,000.00
Cash Management	06/24/2022	1.000000	500,000.0000	500,000.00
Cash Management	06/24/2022	1.000000	500,000.0000	500,000.00
Cash Management	06/24/2022	1.000000	500,000.0000	500,000.00
Ratliffe Turner Farm	06/24/2022	100.000000	28,322.3251	2,832,232.51
Cash Management	06/27/2022	1.000000	575.1100	575.11
Cash Management	06/27/2022	1.000000	348.8200	348.82
Cash Management	06/28/2022	1.000000	2,030.5700	2,030.57
Cash Management	06/28/2022	1.000000	1,251.9000	1,251.90
Total Purchases				\$ 5,456,052.01

Sale Details	Date	Price	Shares	Amount
Tabernacle BC	04/12/2022	\$ 1.000000	(981.6700)	\$ 981.67
Higher Ground BC	04/15/2022	1.000000	(117.6500)	117.65
Anew Life Ministry MBC	04/20/2022	1.000000	(301.4000)	301.40
The Body of Christ	04/23/2022	1.000000	(137.9500)	137.95
Steeleville BC	04/27/2022	1.000000	(345.8000)	345.80
Iglesia Bautista Hispana	04/28/2022	1.000000	(111.0600)	111.06

Baptist Foundation of IL-Pooled Funds

April 01, 2022 Through June 30, 2022

Account Number: 99ENDOW

Account Name: Endowment Pool

Buy and Sale Details

Sale Details	Date	Price	Shares	Amount
Resurrection House	04/28/2022	\$ 1.000000	(215.7300)	\$ 215.73
Tabernacle BC	04/28/2022	1.000000	(2,124.7700)	2,124.77
Higher Ground BC	05/15/2022	1.000000	(119.6000)	119.60
Anew Life Ministry MBC	05/20/2022	1.000000	(308.7900)	308.79
AL ST UN 7.2% PUB ED 09/01/38	05/20/2022	1.000000	(50,000.0000)	50,000.00
The Body of Christ	05/23/2022	1.000000	(145.0700)	145.07
Steeleville BC	05/27/2022	1.000000	(365.8700)	365.87
Resurrection House	05/28/2022	1.000000	(218.9900)	218.99
Iglesia Bautista Hispana	05/28/2022	1.000000	(117.9600)	117.96
Tabernacle BC	05/28/2022	1.000000	(1,687.0000)	1,687.00
FRESNO CA WTR 6.75% 06/01/40	06/09/2022	1.151800	(15,000.0000)	17,277.00
FRESNO CA WTR 6.75% 06/01/40	06/09/2022	1.151800	(30,000.0000)	34,554.00
FRESNO CA WTR 6.75% 06/01/40	06/09/2022	1.151800	(140,000.0000)	161,252.00
FRESNO CA WTR 6.75% 06/01/40	06/09/2022	1.151800	(50,000.0000)	57,590.00
GRAYS HBR WA PU 6.707% 7/01/40	06/09/2022	1.187031	(70,000.0000)	83,092.20
MIAMI GARD FL 7% FAC 06/01/40	06/09/2022	1.179723	(25,000.0000)	29,493.08
MIAMI GARD FL 7% FAC 06/01/40	06/09/2022	1.179723	(75,000.0000)	88,479.25
PGIM UL SHORT BOND ETF	06/09/2022	49.083877	(1,625.0000)	79,761.30
QUALCOMM INC 4.65% 05/20/35	06/09/2022	1.036781	(20,000.0000)	20,735.62
Higher Ground BC	06/15/2022	1.000000	(118.7300)	118.73
Anew Life Ministry MBC	06/20/2022	1.000000	(304.2500)	304.25
The Body of Christ	06/23/2022	1.000000	(139.2400)	139.24
CBOE VEST DIV ARIST	06/23/2022	12.269825	(82,971.2320)	1,018,042.49
CBOE VEST DIV ARIST	06/23/2022	12.269753	(54.3980)	667.45
CBOE VEST DIV ARIST	06/23/2022	12.269823	(348.5030)	4,276.07
CBOE VEST DIV ARIST	06/23/2022	12.269836	(138.3360)	1,697.36
CBOE VEST DIV ARIST	06/23/2022	12.269809	(140.8180)	1,727.81
CBOE VEST DIV ARIST	06/23/2022	12.269817	(517.0770)	6,344.44
CBOE VEST DIV ARIST	06/23/2022	12.269820	(215.6030)	2,645.41
CBOE VEST DIV ARIST	06/23/2022	12.269898	(63.9500)	784.66
CBOE VEST DIV ARIST	06/23/2022	12.269860	(121.1000)	1,485.88
CBOE VEST DIV ARIST	06/23/2022	12.269842	(172.3600)	2,114.83
CBOE VEST DIV ARIST	06/23/2022	12.269838	(158.3990)	1,943.53
CBOE VEST DIV ARIST	06/23/2022	12.269857	(123.6730)	1,517.45
CBOE VEST DIV ARIST	06/23/2022	12.269833	(271.4120)	3,330.18
CBOE VEST DIV ARIST	06/23/2022	12.269640	(24.4400)	299.87
CBOE VEST DIV ARIST	06/23/2022	12.269806	(224.0500)	2,749.05
CBOE VEST DIV ARIST	06/23/2022	12.269832	(127.0050)	1,558.33
MIAMI LKS FL SP 7.627% 12/1/40	06/23/2022	1.177273	(75,000.0000)	88,295.46
MIAMI LKS FL SP 7.627% 12/1/40	06/23/2022	1.177273	(75,000.0000)	88,295.46
SAN FRAN CA CY 8.406% 08/1/39	06/23/2022	1.337420	(40,000.0000)	53,496.82
SAN FRAN CA CY 8.406% 08/1/39	06/23/2022	1.337421	(50,000.0000)	66,871.03
WASHOE CNTY NV 7.969% 02/01/40	06/23/2022	1.256235	(90,000.0000)	113,061.12
WASHOE CNTY NV 7.969% 02/01/40	06/23/2022	1.256235	(25,000.0000)	31,405.87
WASHOE CNTY NV 7.969% 02/01/40	06/23/2022	1.256235	(10,000.0000)	12,562.35
WASHOE CNTY NV 7.969% 02/01/40	06/23/2022	1.256235	(30,000.0000)	37,687.04
WASHOE CNTY NV 7.969% 02/01/40	06/23/2022	1.256235	(55,000.0000)	69,092.90

Baptist Foundation of IL-Pooled Funds

April 01, 2022 Through June 30, 2022

Account Number: 99ENDOW

Account Name: Endowment Pool

Buy and Sale Details

Sale Details	Date	Price	Shares	Amount
N IL MN PW 6.86% UT 01/01/39	06/23/2022	\$ 1.124261	(100,000.0000)	\$ 112,426.13
N IL MN PW 6.86% UT 01/01/39	06/23/2022	1.124261	(15,000.0000)	16,863.92
MIAMI GARD FL 7% FAC 06/01/40	06/23/2022	1.181052	(65,000.0000)	76,768.39
MIAMI GARD FL 7% FAC 06/01/40	06/23/2022	1.181052	(35,000.0000)	41,336.83
DETROIT MI CI 7.747% 05/01/39	06/23/2022	1.253465	(30,000.0000)	37,603.96
DETROIT MI CI 7.747% 05/01/39	06/23/2022	1.253465	(35,000.0000)	43,871.29
DETROIT MI CI 7.747% 05/01/39	06/23/2022	1.253465	(35,000.0000)	43,871.29
DETROIT MI CI 7.747% 05/01/39	06/23/2022	1.253466	(20,000.0000)	25,069.31
DETROIT MI CI 7.747% 05/01/39	06/23/2022	1.253465	(35,000.0000)	43,871.29
SAN FRAN CA CY 8.256% 08/01/29	06/23/2022	1.212095	(20,000.0000)	24,241.89
SAN FRAN CA CY 8.256% 08/01/29	06/23/2022	1.212095	(80,000.0000)	96,967.58
Cash Management	06/24/2022	1.000000	(2,832,232.5100)	2,832,232.51
Steeleville BC	06/27/2022	1.000000	(348.8200)	348.82
Resurrection House	06/28/2022	1.000000	(215.7900)	215.79
Iglesia Bautista Hispana	06/28/2022	1.000000	(112.1300)	112.13
Tabernacle BC	06/28/2022	1.000000	(1,702.6500)	1,702.65
	Total Sales			\$ 5,639,552.62



Baptist Foundation of Illinois

Baptist Foundation of IL-Pooled Funds

April 01, 2022 Through June 30, 2022

Account Number: 99LTFI

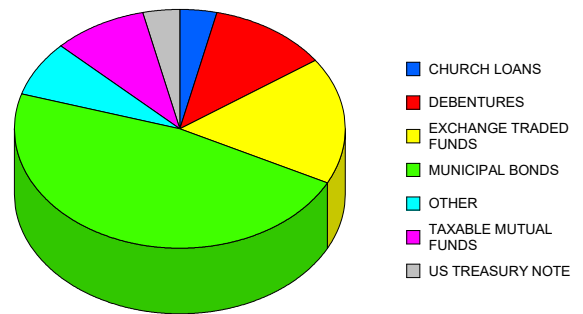
Account Name: Long Term Fixed Income Pool

Long Term Fixed Income Pool
Baptist Foundation of Illinois
3085 Stevenson Drive
Springfield, IL

Baptist Foundation of Illinois
3085 Stevenson Drive
Springfield, IL 62703
Phone 217-391-3116

Asset Summary

Asset Description	Market Value	Pct
US TREASURY NOTE	\$ 796,217.80	3.6%
MUNICIPAL BONDS	10,515,057.50	47.4%
CORPORATE BONDS	294,437.45	1.3%
COMMON STOCKS	38,289.80	0.2%
EXCHANGE TRADED FUNDS	3,782,054.61	17.1%
REIT FUND	733,348.70	3.3%
MONEY MKT MUTUAL FUND	142,939.50	0.6%
CASH MANAGEMENT	94,992.41	0.4%
DEBENTURES	2,600,000.00	11.7%
ACCRUED INTEREST	175,993.30	0.8%
TAXABLE MUTUAL FUNDS	2,052,026.88	9.3%
PARTNERSHIPS	143,897.70	0.7%
CHURCH LOANS	795,534.03	3.6%
	<u>\$ 22,164,789.68</u>	<u>100.0%</u>



Account Activity Summary

Beginning Balance - Close of Business Mar 31, 2022	\$	23,353,079.92
Deposits		562,600.73
Income		280,016.36
Expenses		(14,386.95)
Distributions		(719,510.34)
Transfers		0.00
Realized Capital Gains		15,915.14
Change in Market Value		(1,312,925.18)
Ending Balance - Close of Business Jun 30, 2022	\$	<u>22,164,789.68</u>

Baptist Foundation of IL-Pooled Funds

April 01, 2022 Through June 30, 2022

Account Number: 99LTFI

Account Name: Long Term Fixed Income Pool

Asset Details

Asset Description	Shares	Market Price	Market Value	Net Cost	Unrealized Gain (Loss)
US TREASURY NOTE					
US TREASUR NT 0.5%03/23UST NOTE DUE 03/15/23	809,000.0000	\$ 0.984200	\$ 796,217.80	\$ 799,914.05	\$ (3,696.25)
Total US TREASURY NOTE			796,217.80	799,914.05	(3,696.25)
MUNICIPAL BONDS					
ANAHEIM CA RDA 6.506%31 ALLC TAX DUE 02/01/31 TAXBL ASSURED GUARANTY M	95,000.0000	1.124300	106,808.50	99,682.30	7,126.20
BRIDGEPORT CT 7.64%30 GP DUE 01/15/30 TAXBL ASSURED GUARANTY M	135,000.0000	1.150300	155,290.50	156,907.07	(1,616.57)
CHICAGO GO 6.207%32 GO UTX DUE 01/01/32 TAXBL	150,000.0000	1.052300	157,845.00	157,669.02	175.98
CHICAGO GO 7.517%40 GO UTX DUE 01/01/40 XTRO TAXBL	470,000.0000	1.148000	539,560.00	566,936.53	(27,376.53)
CHICAGO GO 7.517%40 GO UTX DUE 01/01/40 XTRO TAXBL ASSURED GUARA	65,000.0000	1.243100	80,801.50	86,691.13	(5,889.63)
CONNECTICUT ST 5.632%29 GO UTX DUE 12/01/29 XTRO TAXBL	130,000.0000	1.083400	140,842.00	139,597.61	1,244.39
CONNECTICUT ST 5.295%29 GO UTX DUE 10/01/29 XTRO TAXBL	50,000.0000	1.074500	53,725.00	54,217.47	(492.47)
COOK CNTY IL SD 5.375%34 GO UTX DUE 12/01/34 OID TAXBL ASSURED GUARAN	80,000.0000	1.009000	80,720.00	81,049.14	(329.14)
DALLAS TX CONV 7.088%42 HTL EDR DUE 01/01/42 XTRO TAXBL	70,000.0000	1.182700	82,789.00	98,572.84	(15,783.84)
DETROIT MI CITY 7.747%39 GO UTX DUE 05/01/39 XTRO TAXBL	455,000.0000	1.284900	584,629.50	566,292.77	18,336.73
EASTERN IL UNIV 6.35%36 EDUC COPS DUE 04/01/36 XTRO TAXBL	30,000.0000	0.919500	27,585.00	31,839.50	(4,254.50)
FRESNO CA 6.55%29 REV LTX DUE 06/01/29 TAXBL NATIONAL PUBLIC FI	270,000.0000	1.087700	293,679.00	307,954.52	(14,275.52)
FRESNO CA WTR SY 6.75%40 WTR UTIL DUE 06/01/40 OID XTRO TAXBL	50,000.0000	1.186900	59,345.00	56,984.91	2,360.09
GRANITE CITY ILL 4.58%37 GO UTX DUE 03/01/37 TAXBL	75,000.0000	1.021600	76,620.00	75,665.61	954.39
IL ELE AGY PWR 7.288%35 PWR UTIL DUE 02/01/35 XTRO TAXBL	370,000.0000	1.178700	436,119.00	456,731.81	(20,612.81)
ILLINOIS ST 6.63%35 GO UTX DUE 02/01/35 XTRO TAXBL	155,000.0000	1.064900	165,059.50	166,915.47	(1,855.97)
ILLINOIS ST 6.75%30 GO UTX DUE 03/01/30 XTRO TAXBL	175,000.0000	1.107000	193,725.00	189,854.50	3,870.50
ILLINOIS ST 6.9%35 GO UTX DUE 03/01/35 XTRO TAXBL	55,000.0000	1.099400	60,467.00	58,803.09	1,663.91
ILLINOIS ST 6.75%29 GO UTX DUE 03/01/29 XTRO TAXBL	50,000.0000	1.101600	55,080.00	56,197.44	(1,117.44)
ILLINOIS ST 6.9%35 GO UTX DUE 03/01/35 XTRO TAXBL	35,000.0000	1.103600	38,626.00	37,386.31	1,239.69
ILLINOIS ST 6.725%35 GO UTX DUE 04/01/35 XTRO TAXBL	25,000.0000	1.059600	26,490.00	26,786.40	(296.40)

Baptist Foundation of IL-Pooled Funds

April 01, 2022 Through June 30, 2022

Account Number: 99LTFI

Account Name: Long Term Fixed Income Pool

Asset Details

Asset Description	Shares	Market Price	Market Value	Net Cost	Unrealized Gain (Loss)
MUNICIPAL BONDS					
ILLINOIS ST 7.1%35 GO UTX DUE 07/01/35 XTRO TAXBL	50,000.0000	\$ 1.089800	\$ 54,490.00	\$ 54,932.19	\$ (442.19)
ILLINOIS ST 7.1%35 GO UTX DUE 07/01/35 XTRO TAXBL ASSURED GUARA	15,000.0000	1.148400	17,226.00	17,693.84	(467.84)
ILLINOIS ST 7.35%35 GO UTX DUE 07/01/35 XTRO TAXBL	35,000.0000	1.090800	38,178.00	39,318.65	(1,140.65)
KS CITY MO SPL O 7.83%40 SPLO DUE 04/01/40 XTRO TAXBL	130,000.0000	1.275400	165,802.00	148,282.25	17,519.75
LAKELAND FL CAP 6.029%40 IMPT DUE 10/01/40 XTRO TAXBL	60,000.0000	1.134400	68,064.00	75,804.28	(7,740.28)
LEWIS COUNTY WA 6.675%30 GO LTX DUE 12/01/30 XTRO TAXBL	25,000.0000	1.000000	25,000.00	26,532.51	(1,532.51)
LOS ANGELES CAL 7.842%40 LEAS BLDG DUE 11/01/40 XTRO TAXBL	305,000.0000	1.275600	389,058.00	407,121.51	(18,063.51)
MET NASH/DAVD T 6.731%43 SPL TAX DUE 07/01/43 XTRO TAXBL	50,000.0000	1.217500	60,875.00	68,424.73	(7,549.73)
MET TRAN AUTH N 6.587%30 MASS TRAN DUE 11/15/30 XTRO TAXBL	20,000.0000	1.112000	22,240.00	21,651.42	588.58
MIAMI-DADE CN F 7.083%29 COMB TAX DUE 10/01/29 TAXBL ASSURED GUARANTY C	100,000.0000	1.229900	122,990.00	108,642.04	14,347.96
MIAMI-DADE CN FL 7.5%40 SPLO DUE 04/01/40 OID XTRO TAXBL ASSURED G	10,000.0000	1.301700	13,017.00	12,771.19	245.81
MIAMI GARDENS FL CO 7%40 FAC COPS DUE 06/01/40 OID XTRO TAXBL	555,000.0000	1.201200	666,666.00	670,425.98	(3,759.98)
MIAMI GARDENS FL CO 7%32 FAC COPS DUE 06/01/32 OID XTRO TAXBL	20,000.0000	1.157900	23,158.00	22,931.80	226.20
MI FA 8.369%35 REV UTX DUE 11/01/35 XTRO TAXBL	975,000.0000	1.261700	1,230,157.50	1,244,985.37	(14,827.87)
MO JT MEUC PWR 7.897%42 PWR UTIL DUE 01/01/42 XTRO TAXBL	30,000.0000	1.336700	40,101.00	39,441.29	659.71
NJ ECON AUTH MTR 6.31%26 MTR TAX DUE 07/01/26 XTRO TAXBL SYNCORA GUARA	50,000.0000	1.056000	52,800.00	53,231.25	(431.25)
NJ ST TRANS TR 6.561%40 COMB TRAN DUE 12/15/40 XTRO TAXBL	145,000.0000	1.160700	168,301.50	167,841.04	460.46
NEWPORT BCH CA 7.168%40 BLDG COPS DUE 07/01/40 XTRO TAXBL	140,000.0000	1.249800	174,972.00	176,269.72	(1,297.72)
N LAS VEGAS NV 6.572%40 DB LTX DUE 06/01/40 XTRO TAXBL ASSURED GUARA	365,000.0000	1.180400	430,846.00	462,719.51	(31,873.51)
NTHRN IL MUN PW 6.859%39 PWR UTIL DUE 01/01/39 XTRO TAXBL	100,000.0000	1.149800	114,980.00	117,638.53	(2,658.53)
NTHRN IL MUN PWR 7.82%40 PWR UTIL DUE 01/01/40 XTRO TAXBL	290,000.0000	1.274200	369,518.00	361,059.34	8,458.66
PERALTA CA CCD 6.809%24 COLL EDUC DUE 08/01/24 XTRO TAXBL	200,000.0000	1.053500	210,700.00	206,527.29	4,172.71
PERALTA CA CCD 7.309%31 COLL EDUC DUE 08/01/31 XTRO TAXBL	170,000.0000	1.134200	192,814.00	196,958.36	(4,144.36)

Baptist Foundation of IL-Pooled Funds

April 01, 2022 Through June 30, 2022

Account Number: 99LTFI

Account Name: Long Term Fixed Income Pool

Asset Details

Asset Description	Shares	Market Price	Market Value	Net Cost	Unrealized Gain (Loss)
MUNICIPAL BONDS					
PHIL PA SD 6.765%40 GO LTX DUE 06/01/40 XTRO TAXBL	30,000.0000	\$ 1.172900	\$ 35,187.00	\$ 32,973.47	\$ 2,213.53
PITT&ALEGHNY CN 7.04%39 LEAS BLDG DUE 11/01/39 XTRO TAXBL	120,000.0000	1.074200	128,904.00	141,271.97	(12,367.97)
PLATTE CN MO IDA 5%32 EXCISE TAX DUE 12/01/32 XTRO	240,000.0000	0.450000	108,000.00	239,400.00	(131,400.00)
ROSEMONT IL 6.75%35 GO UTX DUE 12/01/35 OID XTRO TAXBL	95,000.0000	1.089800	103,531.00	106,705.58	(3,174.58)
ROSEMONT IL 6.125%30 GO UTX DUE 12/01/30 OID XTRO TAXBL	15,000.0000	1.127600	16,914.00	15,377.67	1,536.33
ROSEMONT IL 5.375%31 GO UTX DUE 12/01/31 OID XTRO TAXBL	25,000.0000	1.072200	26,805.00	25,363.53	1,441.47
SACRAMENTO CALI 5.637%50 LEAS BLDG DUE 04/01/50 XTRO TAXBL	70,000.0000	1.164700	81,529.00	83,641.88	(2,112.88)
ST CLAIR CN IL 5.75%35 DB UTX DUE 10/01/35 OID TAXBL	105,000.0000	1.074000	112,770.00	106,368.75	6,401.25
ST CLAIR CN IL 6%44 DB UTX DUE 10/01/44 OID TAXBL	230,000.0000	1.081600	248,768.00	240,563.66	8,204.34
SAN FRAN CA CY/ 8.256%29 ALLC TAX DUE 08/01/29 XTRO TAXBL	100,000.0000	1.203100	120,310.00	116,061.67	4,248.33
SAN FRAN CA CY/ 8.406%39 ALLC TAX DUE 08/01/39 XTRO TAXBL	180,000.0000	1.358000	244,440.00	222,869.25	21,570.75
SANTA CRUZ CA SD 7.11%26 SCH COPS DUE 05/01/26 XTRO TAXBL	20,000.0000	1.125300	22,506.00	21,391.01	1,114.99
SC ST PUB SVC A 4.551%30 COMB UTIL DUE 12/01/30 XTRO TAXBL	125,000.0000	1.026900	128,362.50	122,968.75	5,393.75
SPEEDWAY IN RDA 6.512%35 SPL TAX DUE 02/01/35 XTRO TAXBL	75,000.0000	1.190100	89,257.50	85,331.74	3,925.76
SPRINGFIELD IL 6.398%29 SWR UTIL DUE 01/01/29 XTRO TAXBL	55,000.0000	1.093700	60,153.50	61,348.76	(1,195.26)
WASHOE CNTY NV 7.969%40 EXCISE TAX DUE 02/01/40 XTRO TAXBL	460,000.0000	1.307500	601,450.00	587,703.94	13,746.06
WASHOE CNTY NV 7.451%40 EXCISE TAX DUE 02/01/40 XTRO TAXBL	45,000.0000	1.266100	56,974.50	58,211.85	(1,237.35)
WATERBURY CT 7.089%38 GP DUE 12/01/38 XTRO TAXBL	15,000.0000	1.177500	17,662.50	17,022.38	640.12
W CONTRA CSTA CA 6.25%30 IMPT SCH DUE 08/01/30 XTRO TAXBL	100,000.0000	1.143900	114,390.00	103,996.12	10,393.88
WI HSG/ECO DEV A 5.65%35 MULT HSG DUE 07/01/35 OID XTRO TAXBL	35,000.0000	1.051200	36,792.00	35,544.95	1,247.05
WOONSOCKET RI 6.29%32 GO UTX DUE 07/15/32 XTRO TAXBL	85,000.0000	1.089300	92,590.50	96,805.08	(4,214.58)
Total MUNICIPAL BONDS			10,515,057.50	0,694,861.54	(179,804.04)
CORPORATE BONDS					
ASSURED GUARANTY US 7%34 DUE 06/01/34	215,000.0000	1.131523	243,277.45	252,872.34	(9,594.89)

Baptist Foundation of IL-Pooled Funds

April 01, 2022 Through June 30, 2022

Account Number: 99LTFI

Account Name: Long Term Fixed Income Pool

Asset Details

Asset Description	Shares	Market Price	Market Value	Net Cost	Unrealized Gain (Loss)
CORPORATE BONDS					
QUALCOMM INC 4.65%35 DUE 05/20/35	50,000.0000	\$ 1.023200	\$ 51,160.00	\$ 46,966.50	\$ 4,193.50
Total CORPORATE BONDS			294,437.45	299,838.84	(5,401.39)
COMMON STOCKS					
AG MORTGAGE INVE 8% PFD PFD SER B	2,000.0000	19.144900	38,289.80	46,642.74	(8,352.94)
Total COMMON STOCKS			38,289.80	46,642.74	(8,352.94)
EXCHANGE TRADED FUNDS					
ISHARES PREFERRED INCOME SEC ETF	53,639.0000	32.880000	1,763,650.32	2,063,908.70	(300,258.38)
PGIM ULTRA SHORT BOND ETF	2,122.0000	49.070000	104,126.54	105,021.48	(894.94)
VANGUARD UTILITIES ETF IV	12,565.0000	152.350000	1,914,277.75	1,840,284.94	73,992.81
Total EXCHANGE TRADED FUNDS			3,782,054.61	4,009,215.12	(227,160.51)
REIT FUND					
BLACK CREEK INDUSTRIAL R EIT IV INC CLASS I	23,844.2060	15.286500	364,494.46	275,000.00	89,494.46
BLACK CREEK INDUSTRIAL REIT IV INC CLASS W	24,129.4110	15.286500	368,854.24	250,000.00	118,854.24
Total REIT FUND			733,348.70	525,000.00	208,348.70
MONEY MKT MUTUAL FUND					
CS BANK-LTFI	142,939.5000	1.000000	142,939.50	142,939.50	-
Total MONEY MKT MUTUAL FUND			142,939.50	142,939.50	-
CASH MANAGEMENT					
Cash Management	94,992.4100	1.000000	94,992.41	94,992.41	-
Total CASH MANAGEMENT			94,992.41	94,992.41	-
DEBENTURES					
2017 6.5% Debenture	1,100,000.0000	1.000000	1,100,000.00	1,100,000.00	-
2020 5.0% Debenture	1,500,000.0000	1.000000	1,500,000.00	1,500,000.00	-
Total DEBENTURES			2,600,000.00	2,600,000.00	-
ACCRUED INTEREST					
ACCRUED INTEREST-LTFI	175,993.3000	1.000000	175,993.30	175,993.30	-
Total ACCRUED INTEREST			175,993.30	175,993.30	-
TAXABLE MUTUAL FUNDS					
CBOE VEST DIVIDEND ARIST OCRATSTGTINCINS	165,887.3780	12.370000	2,052,026.88	1,984,923.34	67,103.54
Total TAXABLE MUTUAL FUNDS			2,052,026.88	1,984,923.34	67,103.54
PARTNERSHIPS					
CHENIERE ENERGY PARTN LP	1,310.0000	44.870000	58,779.70	38,000.48	20,779.22
MPLX LP	2,920.0000	29.150000	85,118.00	79,526.07	5,591.93
Total PARTNERSHIPS			143,897.70	117,526.55	26,371.15

Baptist Foundation of IL-Pooled Funds

April 01, 2022 Through June 30, 2022

Account Number: 99LTFI

Account Name: Long Term Fixed Income Pool

Asset Details

Asset Description	Shares	Market Price	Market Value	Net Cost	Unrealized Gain (Loss)
CHURCH LOANS					
Tabernacle BC	448,182.5900	\$ 1.000000	\$ 448,182.59	\$ 448,182.59	\$ -
Steeleville BC	347,351.4400	1.000000	347,351.44	347,351.44	-
Total CHURCH LOANS			795,534.03	795,534.03	-
Grand Total			<u>\$ 22,164,789.68</u>	<u>22,287,381.42</u>	<u>(122,591.74)</u>

Deposits

Description	Date	Amount
Tfr BANK OF SPRINGFIEL, BAPTIST FOUNDATI MoneyLink Transfer	04/01/2022	\$ 9,476.87
Tfr BANK OF SPRINGFIEL, BAPTIST FOUNDATI MoneyLink Transfer	04/04/2022	150,000.00
Tfr BANK OF SPRINGFIEL, BAPTIST FOUNDATI MoneyLink Transfer	04/06/2022	37,200.00
Tfr BANK OF SPRINGFIEL, BAPTIST FOUNDATI MoneyLink Transfer	04/08/2022	1,000.00
Tfr BANK OF SPRINGFIEL, BAPTIST FOUNDATI MoneyLink Transfer	04/13/2022	1,963.33
Tfr BANK OF SPRINGFIEL, BAPTIST FOUNDATI MoneyLink Transfer	04/14/2022	83,887.22
Tfr BANK OF SPRINGFIEL, BAPTIST FOUNDATI MoneyLink Transfer	04/22/2022	600.00
Tfr BANK OF SPRINGFIEL, BAPTIST FOUNDATI MoneyLink Transfer	04/25/2022	100.00
Tfr BANK OF SPRINGFIEL, BAPTIST FOUNDATI MoneyLink Transfer	04/28/2022	29,112.48
Tfr BANK OF SPRINGFIEL, BAPTIST FOUNDATI MoneyLink Transfer	05/02/2022	3,556.03
Tfr BANK OF SPRINGFIEL, BAPTIST FOUNDATI MoneyLink Transfer	05/04/2022	38,758.56
Tfr BANK OF SPRINGFIEL, BAPTIST FOUNDATI MoneyLink Transfer	05/05/2022	50,049.47
Tfr BANK OF SPRINGFIEL, BAPTIST FOUNDATI MoneyLink Transfer	05/11/2022	2,239.33
Tfr BANK OF SPRINGFIEL, BAPTIST FOUNDATI MoneyLink Transfer	05/11/2022	1,000.00
Tfr BANK OF SPRINGFIEL, BAPTIST FOUNDATI MoneyLink Transfer	05/12/2022	21,000.00
Tfr BANK OF SPRINGFIEL, BAPTIST FOUNDATI MoneyLink Transfer	05/17/2022	100.00
Tfr BANK OF SPRINGFIEL, BAPTIST FOUNDATI MoneyLink Transfer	05/18/2022	61,814.97
Tfr BANK OF SPRINGFIEL, BAPTIST FOUNDATI MoneyLink Transfer	05/20/2022	516.41
Tfr BANK OF SPRINGFIEL, BAPTIST FOUNDATI MoneyLink Transfer	05/24/2022	100.00
Tfr BANK OF SPRINGFIEL, BAPTIST FOUNDATI	05/31/2022	2,375.85
Tfr BANK OF SPRINGFIEL, BAPTIST FOUNDATI MoneyLink Transfer	06/02/2022	4,545.96
Tfr BANK OF SPRINGFIEL, BAPTIST FOUNDATI MoneyLink Transfer	06/03/2022	100.00
Tfr BANK OF SPRINGFIEL, BAPTIST FOUNDATI MoneyLink Transfer	06/08/2022	1,000.00
Tfr BANK OF SPRINGFIEL, BAPTIST FOUNDATI MoneyLink Transfer	06/09/2022	15.00
Tfr BANK OF SPRINGFIEL, BAPTIST FOUNDATI MoneyLink Transfer	06/13/2022	1,833.21
Tfr BANK OF SPRINGFIELD MoneyLink Transfer	06/15/2022	39,575.51
Tfr BANK OF SPRINGFIEL, BAPTIST FOUNDATI MoneyLink Transfer	06/16/2022	100.00
Tfr BANK OF SPRINGFIEL, BAPTIST FOUNDATI MoneyLink Transfer	06/22/2022	13.00
Tfr BANK OF SPRINGFIEL, BAPTIST FOUNDATI MoneyLink Transfer	06/23/2022	100.00
Tfr BANK OF SPRINGFIEL, BAPTIST FOUNDATI MoneyLink Transfer	06/27/2022	467.53
Tfr BANK OF SPRINGFIEL, BAPTIST FOUNDATI MoneyLink Transfer	06/30/2022	20,000.00
		<u>\$ 562,600.73</u>

Baptist Foundation of IL-Pooled Funds

April 01, 2022 Through June 30, 2022

Account Number: 99LTFI

Account Name: Long Term Fixed Income Pool

Withdrawals

Description	Date	Amount
Tfr BANK OF SPRINGFIEL, BAPTIST FOUNDATI MoneyLink Transfer	04/01/2022	\$ (50,000.00)
Tfr BANK OF SPRINGFIEL, BAPTIST FOUNDATI MoneyLink Transfer	04/05/2022	(19,863.13)
Tfr BANK OF SPRINGFIEL, BAPTIST FOUNDATI MoneyLink Transfer	04/14/2022	(185,108.33)
Tfr BANK OF SPRINGFIEL, BAPTIST FOUNDATI MoneyLink Transfer	04/25/2022	(5,850.00)
Tfr BANK OF SPRINGFIEL, BAPTIST FOUNDATI MoneyLink Transfer	04/25/2022	(44,000.00)
Funds leaving BOS	05/01/2022	(17,875.00)
Funds leaving BOS	05/01/2022	(18,750.00)
Tfr BANK OF SPRINGFIEL, BAPTIST FOUNDATI MoneyLink Transfer	05/09/2022	(14,184.00)
Tfr BANK OF SPRINGFIEL, BAPTIST FOUNDATI MoneyLink Transfer	05/12/2022	(700.00)
Tfr BANK OF SPRINGFIEL, BAPTIST FOUNDATI MoneyLink Transfer	05/18/2022	(71,500.00)
Tfr BANK OF SPRINGFIEL, BAPTIST FOUNDATI MoneyLink Transfer	05/24/2022	(192,691.25)
Tfr BANK OF SPRINGFIEL, BAPTIST FOUNDATI MoneyLink Transfer	06/09/2022	(14,545.87)
Tfr BANK OF SPRINGFIEL, BAPTIST FOUNDATI MoneyLink Transfer	06/24/2022	(56,222.01)
Tfr BANK OF SPRINGFIEL, BAPTIST FOUNDATI MoneyLink Transfer	06/28/2022	(68.12)
Tfr BANK OF SPRINGFIEL, BAPTIST FOUNDATI MoneyLink Transfer	06/30/2022	(28,152.63)
		<u>(\$ 719,510.34)</u>

Baptist Foundation of IL-Pooled Funds

April 01, 2022 Through June 30, 2022

Account Number: 99LTFI

Account Name: Long Term Fixed Income Pool

Net Income

Description	Date	Amount
KS CITY MO SPL O 7.83%40SPLO DUE 04/01/4 Bond Interest	04/01/2022	\$ 5,285.25
MIAMI-DADE CN FL 7.5%40SPLO DUE 04/01/40 Bond Interest	04/01/2022	375.00
ST CLAIR CN IL 6%44DB UTX DUE 10/01/44OI Bond Interest	04/01/2022	6,900.00
ST CLAIR CN IL 5.75%35DB UTX DUE 10/01/3 Bond Interest	04/01/2022	3,018.75
EASTERN IL UNIV 6.35%36EDUC COPS DUE 04/ Bond Interest	04/01/2022	952.50
CONNECTICUT ST 5.295%29GO UTX DUE 10/01/ Bond Interest	04/01/2022	1,323.75
MIAMI-DADE CN F 7.083%29COMB TAX DUE 10/ Bond Interest	04/01/2022	3,541.50
ILLINOIS ST 6.725%35GO UTX DUE 04/01/35X Bond Interest	04/01/2022	840.63
LAKELAND FL CAP 6.029%40IMPT DUE 10/01/4 Bond Interest	04/01/2022	1,808.70
SACRAMENTO CALI 5.637%50LEAS BLDG DUE 04 Bond Interest	04/01/2022	1,972.95
CBOE VEST DIVIDEND ARISTOCRATSTGTINCINS Reinvest Dividend	04/01/2022	3,331.00
Loss on 5,000.000000 shares sold KS CITY MO 7.83% 4/01/40	04/01/2022	(706.90)
CBOE VEST DIVIDEND ARISTOCRATSTGTINCINS Short Term Cap Gain R	04/01/2022	4,266.30
MGMTFEE TO ADVISOR Advisor Fee	04/04/2022	(4,921.58)
ARES INDUSTRIAL REAL ESTATE INCOME TRUST Cash Dividend	04/05/2022	1,082.92
ARES INDUSTRIAL REAL ESTATE INCOME TRUST Cash Dividend	04/05/2022	1,028.84
ISHARES PREFERRED INCOMESEC ETF Cash Dividend	04/07/2022	7,310.51
PGIM ULTRA SHORT BOND ETF Cash Dividend	04/07/2022	122.83
BANK INT 031622-041522 SCHWAB BANK Bank Interest	04/18/2022	3.77
BANK INT 031622-041522 SCHWAB PREMIER BA Bank Interest	04/18/2022	1.43
Loss on 813.000 shares sold PGIM UL SHORT BOND ETF	04/21/2022	(274.99)
Monthly End/LTFI Ln Pmt via ACH Steeleville BC	04/27/2022	1,486.63
Monthly End/LTFI Ln Pmt via ACH Tabernacle BC	04/28/2022	1,006.49
Interest Income Cash Management	04/30/2022	24.62
Interest Income Cash Management	04/30/2022	1.93
Interest Income Cash Management	04/30/2022	1.73
Interest Income Cash Management	04/30/2022	2.55
Interest Income Cash Management	04/30/2022	2.98
Interest Income Cash Management	04/30/2022	0.24
Interest Income Cash Management	04/30/2022	0.24
Interest Income Cash Management	04/30/2022	0.24
Interest Income Cash Management	04/30/2022	0.24
Interest Income Cash Management	04/30/2022	0.24
Interest Income Cash Management	04/30/2022	12.41
Interest Income Cash Management	04/30/2022	1.21
Interest Income Cash Management	04/30/2022	0.72
Interest Income Cash Management	04/30/2022	0.69
Interest Income Cash Management	04/30/2022	3.58
Interest Income Cash Management	04/30/2022	3.11
Interest Income Cash Management	04/30/2022	1.09
Interest Income Cash Management	04/30/2022	0.84
Interest Income Cash Management	04/30/2022	0.67
Interest Income Cash Management	04/30/2022	3.59
Interest Income Cash Management	04/30/2022	1.01
Interest Income Cash Management	04/30/2022	0.10

Baptist Foundation of IL-Pooled Funds

April 01, 2022 Through June 30, 2022

Account Number: 99LTFI

Account Name: Long Term Fixed Income Pool

Net Income

Description	Date	Amount
Interest Income Cash Management	04/30/2022	\$ 0.16
Interest Income Cash Management	04/30/2022	0.34
Interest Income Cash Management	04/30/2022	0.08
Interest coming into BOS 2017 6.5% Debenture	05/01/2022	17,875.00
Interest coming into BOS 2020 5.0% Debenture	05/01/2022	18,750.00
CBOE VEST DIVIDEND ARISTOCRATSTGTINCINS Short Term Cap Gain R	05/02/2022	6,947.59
CBOE VEST DIVIDEND ARISTOCRATSTGTINCINS Reinvest Dividend	05/02/2022	625.61
PITT&ALEGHNY CN 7.04%39LEAS BLDG DUE 11/ Bond Interest	05/02/2022	4,224.00
DETROIT MI CITY 7.747%39GO UTX DUE 05/01 Bond Interest	05/02/2022	17,818.10
SANTA CRUZ CA SD 7.11%26SCH COPS DUE 05/ Bond Interest	05/02/2022	711.00
MI FA 8.369%35REV UTX DUE 11/01/35XTRO T Bond Interest	05/02/2022	40,798.88
LOS ANGELES CAL 7.842%40LEAS BLDG DUE 11 Bond Interest	05/02/2022	11,959.05
MGMTFEE TO ADVISOR Advisor Fee	05/03/2022	(4,727.19)
ARES INDUSTRIAL REAL ESTATE INCOME TRUST Cash Dividend	05/04/2022	1,026.57
ARES INDUSTRIAL REAL ESTATE INCOME TRUST Cash Dividend	05/04/2022	1,082.92
ISHARES PREFERRED INCOMESEC ETF Cash Dividend	05/06/2022	6,571.42
PGIM ULTRA SHORT BOND ETF Cash Dividend	05/06/2022	102.56
CHENIERE ENERGY PARTN LP Cash Dividend	05/13/2022	1,015.25
CHENIERE ENERGY PARTN LP Special Dividend	05/13/2022	360.25
MPLX LP LP Cash Dividend	05/13/2022	2,058.60
MET TRAN AUTH N 6.587%30MASS TRAN DUE 11 Bond Interest	05/16/2022	658.70
BANK INT 041622-051522 SCHWAB BANK Bank Interest	05/16/2022	0.85
QUALCOMM INC 4.65%35 DUE 05/20/35 Bond Interest	05/20/2022	1,162.50
ALABAMA ST UNIV R 7.2%38**CALLED** @100 Bond Interest	05/20/2022	711.00
Monthly End/LTFI Ln Pmt via ACH Steeleville BC	05/27/2022	1,435.03
Monthly End/LTFI Ln Pmt via ACH Tabernacle BC	05/28/2022	1,882.03
Interest Income Cash Management	05/31/2022	25.78
Interest Income Cash Management	05/31/2022	2.02
Interest Income Cash Management	05/31/2022	1.82
Interest Income Cash Management	05/31/2022	2.67
Interest Income Cash Management	05/31/2022	3.12
Interest Income Cash Management	05/31/2022	0.25
Interest Income Cash Management	05/31/2022	0.25
Interest Income Cash Management	05/31/2022	0.25
Interest Income Cash Management	05/31/2022	0.25
Interest Income Cash Management	05/31/2022	13.00
Interest Income Cash Management	05/31/2022	1.27
Interest Income Cash Management	05/31/2022	0.75
Interest Income Cash Management	05/31/2022	0.72
Interest Income Cash Management	05/31/2022	3.75
Interest Income Cash Management	05/31/2022	3.26
Interest Income Cash Management	05/31/2022	1.14
Interest Income Cash Management	05/31/2022	0.87
Interest Income Cash Management	05/31/2022	0.70

Baptist Foundation of IL-Pooled Funds

April 01, 2022 Through June 30, 2022

Account Number: 99LTFI

Account Name: Long Term Fixed Income Pool

Net Income

Description	Date	Amount
Interest Income Cash Management	05/31/2022	\$ 3.76
Interest Income Cash Management	05/31/2022	1.67
Interest Income Cash Management	05/31/2022	0.76
Interest Income Cash Management	05/31/2022	1.26
Interest Income Cash Management	05/31/2022	3.61
Interest Income Cash Management	05/31/2022	0.85
ROSEMONT IL 5.375%31GO UTX DUE 12/01/31O Bond Interest	06/01/2022	671.88
LEWIS COUNTY WA 6.675%30GO LTX DUE 12/01 Bond Interest	06/01/2022	834.38
N LAS VEGAS NV 6.572%40DB LTX DUE 06/01/ Bond Interest	06/01/2022	11,993.90
COOK CNTY IL SD 5.375%34GO UTX DUE 12/01 Bond Interest	06/01/2022	2,150.00
ASSURED GUARANTY US 7%34 DUE 06/01/34 Bond Interest	06/01/2022	7,525.00
PHIL PA SD 6.765%40GO LTX DUE 06/01/40TA Bond Interest	06/01/2022	1,014.75
FRESNO CA WTR SY 6.75%40WTR UTIL DUE 06/ Bond Interest	06/01/2022	1,687.50
FRESNO CA 6.55%29REV LTX DUE 06/01/29TAX Bond Interest	06/01/2022	8,842.50
WATERBURY CT 7.089%38GP DUE 12/01/38TAXB Bond Interest	06/01/2022	531.68
SC ST PUB SVC A 4.551%30COMB UTIL DUE 12 Bond Interest	06/01/2022	2,844.38
MIAMI GARDENS FL CO 7%32FAC COPS DUE 06/ Bond Interest	06/01/2022	700.00
MIAMI GARDENS FL CO 7%40FAC COPS DUE 06/ Bond Interest	06/01/2022	19,425.00
ROSEMONT IL 6.75%35GO UTX DUE 12/01/35OI Bond Interest	06/01/2022	3,206.25
ROSEMONT IL 6.125%30GO UTX DUE 12/01/30O Bond Interest	06/01/2022	459.38
CONNECTICUT ST 5.632%29GO UTX DUE 12/01/ Bond Interest	06/01/2022	3,660.80
CBOE VEST DIVIDEND ARISTOCRATSTGTINCINS Reinvest Dividend	06/01/2022	3,221.55
CBOE VEST DIVIDEND ARISTOCRATSTGTINCINS Short Term Cap Gain R	06/01/2022	5,683.14
MGMTFEE TO ADVISOR Advisor Fee	06/03/2022	(4,738.18)
ARES INDUSTRIAL REAL ESTATE INCOME TRUST Cash Dividend	06/03/2022	1,082.92
PGIM ULTRA SHORT BOND ETF Cash Dividend	06/03/2022	130.06
ARES INDUSTRIAL REAL ESTATE INCOME TRUST Cash Dividend	06/03/2022	1,021.35
PLATTE CN MO IDA 5%32EXCISE TAX DUE 12/0 Bond Interest	06/03/2022	6,000.00
ISHARES PREFERRED INCOMESEC ETF Cash Dividend	06/07/2022	7,832.85
NJ ST TRANS TR 6.561%40COMB TRAN DUE 12/ Bond Interest	06/15/2022	4,756.73
BANK INT 051622-061522 SCHWAB PREMIER BA Bank Interest	06/16/2022	0.01
BANK INT 051622-061522 SCHWAB BANK Bank Interest	06/16/2022	1.30
AG MORTGAGE INVE 8% PFD PFD SER B Cash Dividend	06/17/2022	1,000.00
Monthly End/LTFI Ln Pmt via ACH Steeleville BC	06/27/2022	1,478.87
Monthly End/LTFI Ln Pmt via ACH Tabernacle BC	06/28/2022	1,850.72
VANGUARD UTILITIES ETF Cash Dividend	06/28/2022	13,659.41
Interest Income Cash Management	06/30/2022	24.97
Interest Income Cash Management	06/30/2022	1.96
Interest Income Cash Management	06/30/2022	1.76
Interest Income Cash Management	06/30/2022	2.59
Interest Income Cash Management	06/30/2022	3.02
Interest Income Cash Management	06/30/2022	0.25
Interest Income Cash Management	06/30/2022	0.25
Interest Income Cash Management	06/30/2022	0.25
Interest Income Cash Management	06/30/2022	0.25

Baptist Foundation of IL-Pooled Funds

April 01, 2022 Through June 30, 2022

Account Number: 99LTFI

Account Name: Long Term Fixed Income Pool

Net Income

Description	Date	Amount
Interest Income Cash Management	06/30/2022	\$ 0.25
Interest Income Cash Management	06/30/2022	12.59
Interest Income Cash Management	06/30/2022	1.23
Interest Income Cash Management	06/30/2022	0.73
Interest Income Cash Management	06/30/2022	0.70
Interest Income Cash Management	06/30/2022	3.64
Interest Income Cash Management	06/30/2022	3.16
Interest Income Cash Management	06/30/2022	1.11
Interest Income Cash Management	06/30/2022	0.85
Interest Income Cash Management	06/30/2022	0.68
Interest Income Cash Management	06/30/2022	3.64
Interest Income Cash Management	06/30/2022	1.62
Interest Income Cash Management	06/30/2022	0.73
Interest Income Cash Management	06/30/2022	1.22
Interest Income Cash Management	06/30/2022	3.50
Interest Income Cash Management	06/30/2022	0.83
		\$ 281,544.55

Buy and Sale Details

Purchase Details	Date	Price	Shares	Amount
CBOE VEST DIV ARIST	04/01/2022	\$ 13.910018	306.7070	\$ 4,266.30
CBOE VEST DIV ARIST	04/01/2022	13.910001	239.4680	3,331.00
CS BANK-LTFI	04/01/2022	1.000000	5,000.0000	5,000.00
US TREASUR NT 0.5%03/23JUST NOTE DUE 0	04/05/2022	0.988769	809,000.0000	799,914.05
Cash Management	04/12/2022	1.000000	1,963.3300	1,963.33
Cash Management	04/27/2022	1.000000	889.2100	889.21
Cash Management	04/27/2022	1.000000	1,486.6300	1,486.63
Cash Management	04/28/2022	1.000000	4,249.5300	4,249.53
Cash Management	04/28/2022	1.000000	1,006.4900	1,006.49
CBOE VEST DIV ARIST	05/02/2022	13.219999	47.3230	625.61
CBOE VEST DIV ARIST	05/02/2022	13.220008	525.5360	6,947.59
CBOE VEST DIV ARIST	06/01/2022	13.099992	245.9200	3,221.55
CBOE VEST DIV ARIST	06/01/2022	13.100015	433.8270	5,683.14
Cash Management	06/27/2022	1.000000	896.9800	896.98
Cash Management	06/27/2022	1.000000	1,478.8700	1,478.87
Cash Management	06/28/2022	1.000000	3,405.3100	3,405.31
Cash Management	06/28/2022	1.000000	1,850.7200	1,850.72
			Total Purchases	\$ 846,216.31

Sale Details	Date	Price	Shares	Amount
KS CITY MO 7.83% 4/01/40	04/01/2022	\$ 1.000000	(5,000.0000)	\$ 5,000.00
Tabernacle BC	04/12/2022	1.000000	(1,963.3300)	1,963.33
PGIM UL SHORT BOND ETF	04/21/2022	49.189951	(813.0000)	39,991.43

Baptist Foundation of IL-Pooled Funds

April 01, 2022 Through June 30, 2022

Account Number: 99LTFI

Account Name: Long Term Fixed Income Pool

Buy and Sale Details

Sale Details	Date	Price	Shares	Amount
Steeleville BC	04/27/2022	\$ 1.000000	(889.2100)	\$ 889.21
Tabernacle BC	04/28/2022	1.000000	(4,249.5300)	4,249.53
DETROIT MI CI 7.747% 05/01/39	05/02/2022	1.213988	(5,000.0000)	6,069.94
AL ST UN 7.2% PUB ED 09/01/38	05/20/2022	1.000000	(45,000.0000)	45,000.00
Steeleville BC	05/27/2022	1.000000	(940.8200)	940.82
Tabernacle BC	05/28/2022	1.000000	(3,374.0000)	3,374.00
Steeleville BC	06/27/2022	1.000000	(896.9800)	896.98
Tabernacle BC	06/28/2022	1.000000	(3,405.3100)	3,405.31
	Total Sales			<u>\$ 111,780.55</u>



Baptist Foundation of Illinois

Baptist Foundation of IL-Pooled Funds

April 01, 2022 Through June 30, 2022

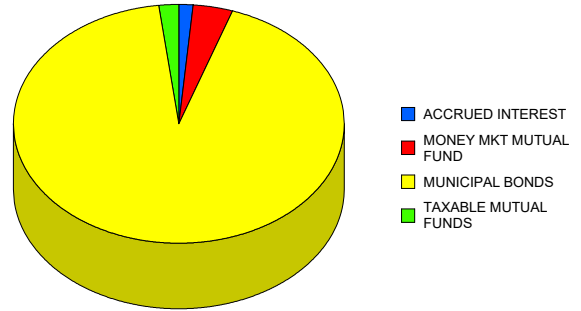
Account Number: 99NICRT
Account Name: Net Income Trust Pool

Net Income Trust Pool
 Baptist Foundation of Illinois
 3085 Stevenson Drive
 Springfield, IL

Baptist Foundation of Illinois
 3085 Stevenson Drive
 Springfield, IL 62703
 Phone 217-391-3116

Asset Summary

Asset Description	Market Value	Pct
MUNICIPAL BONDS	\$ 120,838.50	92.7%
MONEY MKT MUTUAL FUND	4,958.54	3.8%
ACCRUED INTEREST	1,962.49	1.5%
TAXABLE MUTUAL FUNDS	2,544.28	2.0%
	\$ 130,303.81	100.0%



Account Activity Summary

Beginning Balance - Close of Business Mar 31, 2022	\$ 139,802.20
Deposits	0.00
Income	2,421.70
Expenses	(133.08)
Distributions	(1,988.60)
Transfers	0.00
Realized Capital Gains	20.95
Change in Market Value	(9,819.36)
Ending Balance - Close of Business Jun 30, 2022	\$ 130,303.81

Baptist Foundation of IL-Pooled Funds

April 01, 2022 Through June 30, 2022

Account Number: 99NICRT

Account Name: Net Income Trust Pool

Asset Details

Asset Description	Shares	Market Price	Market Value	Net Cost	Unrealized Gain (Loss)
MUNICIPAL BONDS					
FRESNO CA WTR SY 6.75%40 WTR UTIL DUE 06/01/40 OID XTRO TAXBL	15,000.0000	\$ 1.186900	\$ 17,803.50	\$ 16,551.29	\$ 1,252.21
ILLINOIS ST 7.1%35 GO UTX DUE 07/01/35 XTRO TAXBL ASSURED GUARA	15,000.0000	1.148400	17,226.00	17,191.24	34.76
JURUPA CA CSD C 7.142%34 WTR COPS DUE 09/01/34 XTRO TAXBL	20,000.0000	1.240000	24,800.00	22,935.96	1,864.04
MI FA 8.369%35 REV UTX DUE 11/01/35 XTRO TAXBL	25,000.0000	1.261700	31,542.50	31,248.63	293.87
N LAS VEGAS NV 6.572%40 DB LTX DUE 06/01/40 XTRO TAXBL ASSURED GUARA	10,000.0000	1.180400	11,804.00	11,994.93	(190.93)
WATERBURY CT 7.089%38 GP DUE 12/01/38 XTRO TAXBL	15,000.0000	1.177500	17,662.50	17,696.52	(34.02)
Total MUNICIPAL BONDS			120,838.50	117,618.57	3,219.93
MONEY MKT MUTUAL FUND					
CS BANK-NIC POOL	4,958.5400	1.000000	4,958.54	4,958.54	-
Total MONEY MKT MUTUAL FUND			4,958.54	4,958.54	-
ACCRUED INTEREST					
ACCRUED INCOME-NIC POOL	1,962.4900	1.000000	1,962.49	1,962.49	-
Total ACCRUED INTEREST			1,962.49	1,962.49	-
TAXABLE MUTUAL FUNDS					
CBOE VEST DIVIDEND ARIST OCRATSTGTINCINS	205.6820	12.370000	2,544.28	2,004.23	540.05
Total TAXABLE MUTUAL FUNDS			2,544.28	2,004.23	540.05
Grand Total			\$ 130,303.81	126,543.83	3,759.98

Withdrawals

Description	Date	Amount
Tfr BANK OF SPRINGFIEL, BAPTIST FOUNDATI MoneyLink Transfer	05/04/2022	\$ (60.62)
Tfr BANK OF SPRINGFIEL, BAPTIST FOUNDATI MoneyLink Transfer	06/24/2022	(1,897.98)
Tfr BANK OF SPRINGFIEL, BAPTIST FOUNDATI MoneyLink Transfer	06/30/2022	(30.00)
		<u>(\$ 1,988.60)</u>

Baptist Foundation of IL-Pooled Funds

April 01, 2022 Through June 30, 2022

Account Number: 99NICRT

Account Name: Net Income Trust Pool

Net Income

Description	Date	Amount
CBOE VEST DIVIDEND ARISTOCRATSTGTINCINS Reinvest Dividend	04/01/2022	\$ 4.13
CBOE VEST DIVIDEND ARISTOCRATSTGTINCINS Short Term Cap Gain R	04/01/2022	5.29
MGMTFEE TO ADVISOR Advisor Fee	04/04/2022	(34.46)
BANK INT 031622-041522 SCHWAB BANK Bank Interest	04/18/2022	0.05
CBOE VEST DIVIDEND ARISTOCRATSTGTINCINS Reinvest Dividend	05/02/2022	0.78
MI FA 8.369%35REV UTX DUE 11/01/35XTRO T Bond Interest	05/02/2022	1,046.13
CBOE VEST DIVIDEND ARISTOCRATSTGTINCINS Short Term Cap Gain R	05/02/2022	8.61
MGMTFEE TO ADVISOR Advisor Fee	05/03/2022	(32.84)
BANK INT 041622-051522 SCHWAB BANK Bank Interest	05/16/2022	0.04
CBOE VEST DIVIDEND ARISTOCRATSTGTINCINS Reinvest Dividend	06/01/2022	3.99
N LAS VEGAS NV 6.572%40DB LTX DUE 06/01/ Bond Interest	06/01/2022	328.60
FRESNO CA WTR SY 6.75%40WTR UTIL DUE 06/ Bond Interest	06/01/2022	506.25
WATERBURY CT 7.089%38GP DUE 12/01/38TAXB Bond Interest	06/01/2022	531.68
CBOE VEST DIVIDEND ARISTOCRATSTGTINCINS Short Term Cap Gain R	06/01/2022	7.05
MGMTFEE TO ADVISOR Advisor Fee	06/03/2022	(32.89)
MGMTFEE TO ADVISOR Advisor Fee	06/03/2022	(32.89)
BANK INT 051622-061522 SCHWAB BANK Bank Interest	06/16/2022	0.05
		<u>\$ 2,309.57</u>

Buy and Sale Details

Purchase Details	Date	Price	Shares	Amount
CBOE VEST DIV ARIST	04/01/2022	\$ 13.921053	0.3800	\$ 5.29
CBOE VEST DIV ARIST	04/01/2022	13.905724	0.2970	4.13
CBOE VEST DIV ARIST	05/02/2022	13.225806	0.6510	8.61
CBOE VEST DIV ARIST	05/02/2022	13.220339	0.0590	0.78
CBOE VEST DIV ARIST	06/01/2022	13.081967	0.3050	3.99
CBOE VEST DIV ARIST	06/01/2022	13.104089	0.5380	7.05
	Total Purchases			<u>\$ 29.85</u>



**Baptist
Foundation
of Illinois**

Baptist Foundation of Illinois

April 01, 2022 Through June 30, 2022

Account Number: 99REIT

Account Name: REIT POOL

REIT POOL
Baptist Foundation of Illinois
3085 Stevenson Drive
Springfield, IL 62703

Baptist Foundation of Illinois
3085 Stevenson Drive
Springfield, IL 62703
Phone 217-391-3116

Asset Summary

Asset Description	Market Value	Pct
REIT FUND	\$ 268,687.28	96.6%
MONEY MKT MUTUAL FUND	9,405.40	3.4%
	<u>\$ 278,092.68</u>	<u>100.0%</u>

Account Activity Summary

Beginning Balance - Close of Business Mar 31, 2022	\$	274,788.84
Deposits		0.00
Income		3,303.84
Fees and Expenses		0.00
Distributions		0.00
Transfers		0.00
Realized Capital Gains		0.00
Change in Market Value		0.00
Ending Balance - Close of Business Jun 30, 2022	<u>\$</u>	<u>278,092.68</u>

Asset Details

Asset Description	Shares	Market Price	Market Value	Net Cost	Unrealized Gain (Loss)
REIT FUND					
SILA REALTY TRUST INC CL ASS T	32,766.7420	\$ 8.200000	\$ 268,687.28	\$ 30,000.00	\$ 238,687.28
Total REIT FUND			268,687.28	30,000.00	238,687.28
MONEY MKT MUTUAL FUND					
CS BANK REIT POOL	9,405.4000	1.000000	9,405.40	9,405.40	-
Total MONEY MKT MUTUAL FUND			9,405.40	9,405.40	-
Grand Total			<u>\$ 278,092.68</u>	<u>39,405.40</u>	<u>238,687.28</u>

Baptist Foundation of Illinois

April 01, 2022 Through June 30, 2022

Account Number: 99REIT

Account Name: REIT POOL

Net Income

Description	Date	Amount
Dividend Income SILA REALTY TRUST INC CL ASS T	04/08/2022	\$ 1,113.17
REINVESTED INCOME CS BANK REIT POOL	04/18/2022	0.05
Dividend Income SILA REALTY TRUST INC CL ASS T	05/09/2022	1,077.26
REINVESTED INCOME CS BANK REIT POOL	05/16/2022	0.06
BANK INT 041622-051522 SCHWAB BANK Bank Interest	05/16/2022	0.06
Dividend Income SILA REALTY TRUST INC CL ASS T	06/08/2022	1,113.17
Interest Income CS BANK REIT POOL	06/16/2022	0.07
		<u>\$ 3,303.84</u>

Notes

For a deeper analysis of our LTFI or Blended Pool performance and to hear our investment advisors' thoughts about future performance, join us for our Quarterly Investor Conference calls scheduled for July 27th (Blended) and July 28th (LTFI). You can also download a complete detailed listing of all BFI holdings at www.BaptistFoundationIL.org.

CUST = Client owned, BFI managed, interest is generally taxable.

GIFT = BFI owned and managed but donor has received tax deduction, interest is generally tax free.

As always, please review your statement carefully and call us if you have questions, concerns or need clarification at 217-391-3116.



**Baptist
Foundation
of Illinois**

Baptist Foundation of Illinois

April 01, 2022 Through June 30, 2022

Account Number: 99RLS

Account Name: Summers Trust Pool

Summers Trust Pool
Baptist Foundation of Illinois
3085 Stevenson Drive
Springfield, IL

Baptist Foundation of Illinois
3085 Stevenson Drive
Springfield, IL 62703
Phone 217-391-3116

Asset Summary

Asset Description	Market Value	Pct
MUNICIPAL BONDS	\$ 416,795.50	67.4%
EXCHANGE TRADED FUNDS	84,118.38	13.6%
REIT FUND	73,770.85	11.9%
MONEY MKT MUTUAL FUND	1,657.31	0.3%
ACCRUED INTEREST	5,302.21	0.9%
TAXABLE MUTUAL FUNDS	36,429.46	5.9%
	<u>\$ 618,073.71</u>	<u>100.0%</u>

Account Activity Summary

Beginning Balance - Close of Business Mar 31, 2022	\$	661,458.77
Deposits		950.00
Income		6,512.04
Fees and Expenses		(641.54)
Distributions		(18,575.32)
Transfers		0.00
Realized Capital Gains		1,677.34
Change in Market Value		(33,307.58)
Ending Balance - Close of Business Jun 30, 2022	<u>\$</u>	<u>618,073.71</u>

Baptist Foundation of Illinois

April 01, 2022 Through June 30, 2022

Account Number: 99RLS

Account Name: Summers Trust Pool

Asset Details

Asset Description	Shares	Market Price	Market Value	Net Cost	Unrealized Gain (Loss)
MUNICIPAL BONDS					
ALAMEDA CORRIDOR 6.6% 10/01/29	25,000.0000	\$ 1.095600	\$ 27,390.00	\$ 28,287.38	\$ (897.38)
DETROIT MI CI 7.747% 05/01/39	35,000.0000	1.284900	44,971.50	43,795.25	1,176.25
FRESNO CA 6.55% DUE 06/01/29	10,000.0000	1.087700	10,877.00	11,361.30	(484.30)
IL ST 6.75% 03/01/28	20,000.0000	1.096400	21,928.00	21,238.74	689.26
IL ST 6.725% 04/01/35	30,000.0000	1.059600	31,788.00	34,124.65	(2,336.65)
IL ST 7.35% UTX DUE 07/01/35	115,000.0000	1.090800	125,442.00	129,294.99	(3,852.99)
LA CA 7.842% LEAS BLD 11/01/40	25,000.0000	1.275600	31,890.00	31,356.92	533.08
N IL MUN PWR 7.82% 01/01/40	25,000.0000	1.274200	31,855.00	32,901.50	(1,046.50)
PUB PW G AG 7.24% EL UT 1/1/41	50,000.0000	1.210500	60,525.00	63,038.91	(2,513.91)
VISTA CA CDC 8.568% 09/01/37	30,000.0000	1.004300	30,129.00	35,082.00	(4,953.00)
Total MUNICIPAL BONDS			416,795.50	430,481.64	(13,686.14)
EXCHANGE TRADED FUNDS					
ISHARES PREFERRED INC SEC ETF	1,312.0000	32.880000	43,138.56	49,603.03	(6,464.47)
PGIM UL SHORT BOND ETF	31.0000	49.070000	1,521.17	1,542.99	(21.82)
VANGUARD UTILITIES ETF IV	259.0000	152.350000	39,458.65	37,295.10	2,163.55
Total EXCHANGE TRADED FUNDS			84,118.38	88,441.12	(4,322.74)
REIT FUND					
BLACK CR IND REIT IV INC CL W	4,825.8820	15.286500	73,770.85	50,000.00	23,770.85
Total REIT FUND			73,770.85	50,000.00	23,770.85
MONEY MKT MUTUAL FUND					
CS BANK-SUMMERS TRUST	1,657.3100	1.000000	1,657.31	1,657.31	-
Total MONEY MKT MUTUAL FUND			1,657.31	1,657.31	-
ACCRUED INTEREST					
ACCRUED INCOME-SUMMERS TRUST	5,302.2100	1.000000	5,302.21	5,302.21	-
Total ACCRUED INTEREST			5,302.21	5,302.21	-
TAXABLE MUTUAL FUNDS					
CBOE VEST DIV ARIST	2,944.8840	12.370000	36,428.22	29,909.76	6,518.46
PIMCO TOTAL RETURN I2	0.1380	9.000000	1.24	1.53	(0.29)
Total TAXABLE MUTUAL FUNDS			36,429.46	29,911.29	6,518.17
Grand Total			\$ 618,073.71	605,793.57	12,280.14

Deposits

Description	Date	Amount
Tfr BANK OF SPRINGFIEL, BAPTIST FOUNDATI MoneyLink Transfer	04/08/2022	\$ 950.00
		\$ 950.00

Baptist Foundation of Illinois

April 01, 2022 Through June 30, 2022

Account Number: 99RLS

Account Name: Summers Trust Pool

Distributions

Description	Date	Amount
Tfr BANK OF SPRINGFIEL, BAPTIST FOUNDATI MoneyLink Transfer	05/04/2022	\$ (5,991.38)
Tfr BANK OF SPRINGFIEL, BAPTIST FOUNDATI MoneyLink Transfer	06/28/2022	(5,000.00)
Tfr BANK OF SPRINGFIEL, BAPTIST FOUNDATI MoneyLink Transfer	06/30/2022	(2,583.94)
Tfr BANK OF SPRINGFIEL, BAPTIST FOUNDATI MoneyLink Transfer	06/30/2022	(5,000.00)
		<u>(\$ 18,575.32)</u>

Net Income

Description	Date	Amount
CBOE VEST DIVIDEND ARISTOCRATSTGTINCINS Reinvest Dividend	04/01/2022	\$ 68.83
ILLINOIS ST 6.725%35GO UTX DUE 04/01/35X Bond Interest	04/01/2022	1,008.75
ALAMEDA CORRIDOR 6.6%29REV LTX DUE 10/01 Bond Interest	04/01/2022	825.00
CBOE VEST DIVIDEND ARISTOCRATSTGTINCINS Short Term Cap Gain R	04/01/2022	88.16
MGMTFEE TO ADVISOR Advisor Fee	04/04/2022	(164.04)
ARES INDUSTRIAL REAL ESTATE INCOME TRUST Cash Dividend	04/05/2022	205.77
ISHARES PREFERRED INCOMESEC ETF Cash Dividend	04/07/2022	178.81
PGIM ULTRA SHORT BOND ETF Cash Dividend	04/07/2022	1.30
BANK INT 031622-041522 SCHWAB BANK Bank Interest	04/18/2022	0.04
CBOE VEST DIVIDEND ARISTOCRATSTGTINCINS Short Term Cap Gain R	05/02/2022	143.57
DETROIT MI CITY 7.747%39GO UTX DUE 05/01 Bond Interest	05/02/2022	1,355.73
LOS ANGELES CAL 7.842%40LEAS BLDG DUE 11 Bond Interest	05/02/2022	980.25
CBOE VEST DIVIDEND ARISTOCRATSTGTINCINS Reinvest Dividend	05/02/2022	12.93
MGMTFEE TO ADVISOR Advisor Fee	05/03/2022	(159.70)
ARES INDUSTRIAL REAL ESTATE INCOME TRUST Cash Dividend	05/04/2022	205.31
ISHARES PREFERRED INCOMESEC ETF Cash Dividend	05/06/2022	160.74
PGIM ULTRA SHORT BOND ETF Cash Dividend	05/06/2022	1.50
BANK INT 041622-051522 SCHWAB BANK Bank Interest	05/16/2022	0.04
FRESNO CA 6.55%29REV LTX DUE 06/01/29TAX Bond Interest	06/01/2022	327.50
CBOE VEST DIVIDEND ARISTOCRATSTGTINCINS Short Term Cap Gain R	06/01/2022	117.44
CBOE VEST DIVIDEND ARISTOCRATSTGTINCINS Reinvest Dividend	06/01/2022	66.57
ARES INDUSTRIAL REAL ESTATE INCOME TRUST Cash Dividend	06/03/2022	204.27
PGIM ULTRA SHORT BOND ETF Cash Dividend	06/03/2022	1.90
ARES INDUSTRIAL REAL ESTATE INCOME TRUST Cash Dividend	06/03/2022	204.27
PGIM ULTRA SHORT BOND ETF Cash Dividend	06/03/2022	1.90
MGMTFEE TO ADVISOR Advisor Fee	06/03/2022	(158.90)
MGMTFEE TO ADVISOR Advisor Fee	06/03/2022	(158.90)
ISHARES PREFERRED INCOMESEC ETF Cash Dividend	06/07/2022	191.59
ISHARES PREFERRED INCOMESEC ETF Cash Dividend	06/07/2022	191.59
BANK INT 051622-061522 SCHWAB BANK Bank Interest	06/16/2022	0.02
VANGUARD UTILITIES ETF Sell	06/24/2022	191.29
VANGUARD UTILITIES ETF Cash Dividend	06/28/2022	317.43
CBOE VEST DIVIDEND ARISTOCRATSTGTINCINS Sell	06/29/2022	1,136.88
		<u>\$ 7,547.84</u>

Baptist Foundation of Illinois

April 01, 2022 Through June 30, 2022

Account Number: 99RLS

Account Name: Summers Trust Pool

Buys/Sells

<u>Purchase Details</u>	<u>Date</u>		<u>Price</u>	<u>Shares</u>		<u>Amount</u>
CBOE VEST DIV ARIST	04/01/2022	\$	13.909751	6.3380	\$	88.16
CBOE VEST DIV ARIST	04/01/2022		13.910671	4.9480		68.83
CBOE VEST DIV ARIST	05/02/2022		13.220074	10.8600		143.57
CBOE VEST DIV ARIST	05/02/2022		13.220859	0.9780		12.93
CBOE VEST DIV ARIST	06/01/2022		13.099174	5.0820		66.57
CBOE VEST DIV ARIST	06/01/2022		13.099833	8.9650		117.44
Total Purchases						\$ 497.50

<u>Sale Details</u>	<u>Date</u>		<u>Price</u>	<u>Shares</u>		<u>Amount</u>
VANGUARD UTILITIES ETF IV	06/24/2022	\$	148.886667	(33.0000)	\$	4,913.26
CBOE VEST DIV ARIST	06/29/2022		12.388945	(483.0920)		5,985.00
Total Sales						\$ 10,898.26

Notes

For a deeper analysis of our LTFI or Blended Pool performance and to hear our investment advisors' thoughts about future performance, join us for our Quarterly Investor Conference calls scheduled for July 27th (Blended) and July 28th (LTFI). You can also download a complete detailed listing of all BFI holdings at www.BaptistFoundationIL.org.

CUST = Client owned, BFI managed, interest is generally taxable.

GIFT = BFI owned and managed but donor has received tax deduction, interest is generally tax free.

As always, please review your statement carefully and call us if you have questions, concerns or need clarification at 217-391-3116.



**Baptist
Foundation
of Illinois**

Baptist Foundation of Illinois

April 01, 2022 Through June 30, 2022

Account Number: 99STCRT

Account Name: Standard CRUT Pool

Standard CRUT Pool
Baptist Foundation of Illinois
3085 Stevenson Drive
Springfield, IL

Baptist Foundation of Illinois
3085 Stevenson Drive
Springfield, IL 62703
Phone 217-391-3116

Asset Summary

Asset Description	Market Value	Pct
MUNICIPAL BONDS	\$ 1,227,164.00	30.1%
CORPORATE BONDS	65,214.15	1.6%
STOCKS	12,064.58	0.3%
COMMON STOCKS	472,311.60	11.6%
EXCHANGE TRADED FUNDS	471,395.87	11.6%
REIT FUND	442,625.09	10.9%
MONEY MKT MUTUAL FUND	19,651.59	0.5%
REIT POOL	278,092.69	6.8%
DEBENTURES	500,000.00	12.3%
ACCRUED INTEREST	24,958.97	0.6%
TAXABLE MUTUAL FUNDS	529,971.84	13.0%
PARTNERSHIPS	27,550.18	0.7%
	<u>\$ 4,071,000.56</u>	<u>100.0%</u>

Account Activity Summary

Beginning Balance - Close of Business Mar 31, 2022	\$ 4,335,698.09
Deposits	7,125.00
Income	46,183.10
Fees and Expenses	(3,460.16)
Distributions	(62,437.50)
Transfers	0.00
Realized Capital Gains	7,962.81
Change in Market Value	(260,070.78)
Ending Balance - Close of Business Jun 30, 2022	<u>\$ 4,071,000.56</u>

Baptist Foundation of Illinois

April 01, 2022 Through June 30, 2022

Account Number: 99STCRT

Account Name: Standard CRUT Pool

Asset Details

Asset Description	Shares	Market Price	Market Value	Net Cost	Unrealized Gain (Loss)
MUNICIPAL BONDS					
AMERN MU PW OH 7.2% 2/15/29	45,000.0000	\$ 1.177300	\$ 52,978.50	\$ 53,768.35	\$ (789.85)
AMERN MU PW OH 7.3% 2/15/30	45,000.0000	1.206200	54,279.00	55,304.12	(1,025.12)
BRAWLEY CALIFOR 4.019% 9/01/31	40,000.0000	0.959300	38,372.00	40,008.22	(1,636.22)
CHICAGO GO 7.517% 01/01/40	50,000.0000	1.148000	57,400.00	60,447.78	(3,047.78)
DETROIT MI CI 7.747% 05/01/39	5,000.0000	1.284900	6,424.50	6,053.96	370.54
E IL UNI 6.35% EDU COPS 4/1/36	20,000.0000	0.919500	18,390.00	21,226.34	(2,836.34)
FRESNO CA 6.55% DUE 06/01/29	110,000.0000	1.087700	119,647.00	125,353.02	(5,706.02)
FRESNO CA WTR 6.75% 06/01/40	60,000.0000	1.186900	71,214.00	67,685.57	3,528.43
IL ST 7.1%35 GO UTX DUE 7/1/35	45,000.0000	1.089800	49,041.00	48,739.19	301.81
LA CA 7.842% LEAS BLD 11/01/40	50,000.0000	1.275600	63,780.00	62,709.49	1,070.51
MI FA 8.369%35 REV UT 11/01/35	115,000.0000	1.261700	145,095.50	148,910.78	(3,815.28)
MO JT MEU 7.597% PWR UT 1/1/32	25,000.0000	1.160500	29,012.50	30,226.53	(1,214.03)
NASSAU CN NY 6.7% UTX 4/01/37	20,000.0000	1.001600	20,032.00	22,522.99	(2,490.99)
NLV NV 6.572% DB LTX 06/01/40	10,000.0000	1.180400	11,804.00	12,958.67	(1,154.67)
N CA PWR 7.311% EL UT 06/01/40	30,000.0000	1.231800	36,954.00	36,162.32	791.68
N IL MN PW 6.86% UT 01/01/39	30,000.0000	1.149800	34,494.00	35,231.25	(737.25)
N IL MUN PWR 7.82% 01/01/40	10,000.0000	1.274200	12,742.00	12,756.66	(14.66)
PERALTA CA 7.31% COL ED 8/1/31	55,000.0000	1.134200	62,381.00	67,808.55	(5,427.55)
PHIL PA SD 5.995% 9/01/30	50,000.0000	1.100100	55,005.00	55,206.69	(201.69)
RICHMOND CA JPA 5.44% 09/01/26	45,000.0000	1.024600	46,107.00	47,421.66	(1,314.66)
SACRAMENTO CN CA 5.73% 8/15/23	55,000.0000	1.026800	56,474.00	57,025.70	(551.70)
SACRAMENTO CN C 6.625% 8/1/24	85,000.0000	1.062200	90,287.00	91,000.86	(713.86)
SAN JUAN CPSTRN C 6.5% 8/01/33	50,000.0000	1.180700	59,035.00	58,320.51	714.49
WASHOE CNTY NV 7.451% 2/01/40	20,000.0000	1.266100	25,322.00	25,872.48	(550.48)
WOONSOCKET RI 6.29% 07/15/32	10,000.0000	1.089300	10,893.00	11,388.84	(495.84)
Total MUNICIPAL BONDS			1,227,164.00	1,254,110.53	(26,946.53)
CORPORATE BONDS					
ASSURED GTY US 7% 06/01/34	50,000.0000	1.131523	56,576.15	58,474.80	(1,898.65)
UNDER ARMOUR, IN 3.25% 6/15/26	10,000.0000	0.863800	8,638.00	8,725.00	(87.00)
Total CORPORATE BONDS			65,214.15	67,199.80	(1,985.65)
STOCKS					
Warner Brothers Discover	899.0000	13.420000	12,064.58	-	12,064.58
Total STOCKS			12,064.58	-	12,064.58
COMMON STOCKS					
FORD MOTOR CO	11,325.0000	11.130000	126,047.25	139,977.58	(13,930.33)
MFA FINL, INC. 7.5% PFD SER B	1,000.0000	19.580000	19,580.00	24,960.03	(5,380.03)
NISSAN MOTOR CO LT ORDF	13,800.0000	3.892980	53,723.13	133,760.00	(80,036.87)
PPL CORP	3,750.0000	27.130000	101,737.50	140,596.10	(38,858.60)
A T & T INC	3,720.0000	20.960000	77,971.20	140,430.92	(62,459.72)
TUPPERWARE BRANDS CO	2,278.0000	6.340000	14,442.52	139,852.94	(125,410.42)
WESTPAC BANK LTD F SPONS REPS	5,550.0000	14.200000	78,810.00	139,549.73	(60,739.73)

Baptist Foundation of Illinois

April 01, 2022 Through June 30, 2022

Account Number: 99STCRT

Account Name: Standard CRUT Pool

Asset Details

Asset Description	Shares	Market Price	Market Value	Net Cost	Unrealized Gain (Loss)
Total COMMON STOCKS			472,311.60	\$ 859,127.30	\$ (386,815.70)
EXCHANGE TRADED FUNDS					
GLOBAL X MLP @ ENERGY ETF	3,333.0000	\$ 38.110000	\$ 127,020.62	\$ 125,584.60	\$ 1,436.02
ISHARES PREFERRED INC SEC ETF	5,400.0000	32.880000	177,552.00	208,227.27	(30,675.27)
VANGUARD UTILITIES ETF IV	1,095.0000	152.350000	166,823.25	159,871.99	6,951.26
Total EXCHANGE TRADED FUNDS			471,395.87	493,683.86	(22,287.99)
REIT FUND					
BLACK CR IND REIT IV INC CL W	28,955.2930	15.286500	442,625.09	300,000.00	142,625.09
Total REIT FUND			442,625.09	300,000.00	142,625.09
MONEY MKT MUTUAL FUND					
CS BANK-STC	19,651.5900	1.000000	19,651.59	19,651.59	-
Total MONEY MKT MUTUAL FUND			19,651.59	19,651.59	-
REIT POOL					
REIT POOL	27,632.6797	10.063906	278,092.69	276,361.19	1,731.50
Total REIT POOL			278,092.69	276,361.19	1,731.50
DEBENTURES					
2017 6.5% Debenture	500,000.0000	1.000000	500,000.00	500,000.00	-
Total DEBENTURES			500,000.00	500,000.00	-
ACCRUED INTEREST					
ACCRUED INTEREST-STC	24,958.9700	1.000000	24,958.97	24,958.97	-
Total ACCRUED INTEREST			24,958.97	24,958.97	-
TAXABLE MUTUAL FUNDS					
CBOE VEST DIV ARIST	42,843.3180	12.370000	529,971.84	471,754.32	58,217.52
Total TAXABLE MUTUAL FUNDS			529,971.84	471,754.32	58,217.52
PARTNERSHIPS					
CHENIERE ENERGY PARTN LP	614.0000	44.870000	27,550.18	15,945.58	11,604.60
Total PARTNERSHIPS			27,550.18	15,945.58	11,604.60
Grand Total			\$ 4,071,000.56	4,282,793.14	(211,792.58)

Deposits

Description	Date	Amount
Tfr BANK OF SPRINGFIEL, BAPTIST FOUNDATI MoneyLink Transfer	04/06/2022	\$ 7,125.00
WARNER BROTHERS DISCOVER Spin-off	04/11/2022	-
		<u>\$ 7,125.00</u>

Baptist Foundation of Illinois

April 01, 2022 Through June 30, 2022

Account Number: 99STCRT

Account Name: Standard CRUT Pool

Distributions

Description	Date	Amount
Tfr BANK OF SPRINGFIEL, BAPTIST FOUNDATI MoneyLink Transfer	04/06/2022	\$ (235.00)
Tfr BANK OF SPRINGFIEL, BAPTIST FOUNDATI MoneyLink Transfer	04/29/2022	(3,318.78)
Funds leaving BOS	05/01/2022	(8,125.00)
Tfr BANK OF SPRINGFIEL, BAPTIST FOUNDATI MoneyLink Transfer	05/04/2022	(1,809.87)
Tfr BANK OF SPRINGFIEL, BAPTIST FOUNDATI MoneyLink Transfer	06/01/2022	(3,318.78)
Tfr BANK OF SPRINGFIEL, BAPTIST FOUNDATI MoneyLink Transfer	06/28/2022	(3,318.78)
Tfr BANK OF SPRINGFIEL, BAPTIST FOUNDATI MoneyLink Transfer	06/28/2022	(42,281.29)
Tfr BANK OF SPRINGFIEL, BAPTIST FOUNDATI MoneyLink Transfer	06/30/2022	(30.00)
		<u>(\$ 62,437.50)</u>

Baptist Foundation of Illinois

April 01, 2022 Through June 30, 2022

Account Number: 99STCRT

Account Name: Standard CRUT Pool

Net Income

Description	Date	Amount
CBOE VEST DIVIDEND ARISTOCRATSTGTINCINS Reinvest Dividend	04/01/2022	\$ 900.07
PPL CORP Qualified Dividend	04/01/2022	750.00
NASSAU CN NY 6.7%37GO UTX DUE 04/01/37XT Bond Interest	04/01/2022	670.00
EASTERN IL UNIV 6.35%36EDUC COPS DUE 04/ Bond Interest	04/01/2022	635.00
CBOE VEST DIVIDEND ARISTOCRATSTGTINCINS Short Term Cap Gain R	04/01/2022	1,152.79
MGMTFEE TO ADVISOR Advisor Fee	04/04/2022	(864.30)
ARES INDUSTRIAL REAL ESTATE INCOME TRUST Cash Dividend	04/05/2022	1,234.61
ISHARES PREFERRED INCOMESEC ETF Cash Dividend	04/07/2022	735.97
WARNER BROTHERS DISCOVER Cash In Lieu	04/13/2022	25.24
BANK INT 031622-041522 SCHWAB BANK Bank Interest	04/18/2022	0.08
Dividend Income REIT POOL	04/30/2022	1,113.22
Interest coming into BOS 2017 6.5% Debenture	05/01/2022	8,125.00
CBOE VEST DIVIDEND ARISTOCRATSTGTINCINS Short Term Cap Gain R	05/02/2022	1,877.30
LOS ANGELES CAL 7.842%40LEAS BLDG DUE 11 Bond Interest	05/02/2022	1,960.50
DETROIT MI CITY 7.747%39GO UTX DUE 05/01 Bond Interest	05/02/2022	387.35
MI FA 8.369%35REV UTX DUE 11/01/35XTRO T Bond Interest	05/02/2022	4,812.18
CBOE VEST DIVIDEND ARISTOCRATSTGTINCINS Reinvest Dividend	05/02/2022	169.05
A T & T INC Qualified Dividend	05/02/2022	1,032.30
MGMTFEE TO ADVISOR Advisor Fee	05/03/2022	(836.19)
ARES INDUSTRIAL REAL ESTATE INCOME TRUST Cash Dividend	05/04/2022	1,231.88
ISHARES PREFERRED INCOMESEC ETF Cash Dividend	05/06/2022	661.56
CHENIERE ENERGY PARTN LP Cash Dividend	05/13/2022	475.85
CHENIERE ENERGY PARTN LP Special Dividend	05/13/2022	168.85
GLOBAL X MLP & ENERGY INFRASTRUCTURE Cash Dividend	05/16/2022	1,766.49
BANK INT 041622-051522 SCHWAB BANK Bank Interest	05/16/2022	0.17
REINVESTED DIVIDEND REIT POOL	05/31/2022	1,077.38
CBOE VEST DIVIDEND ARISTOCRATSTGTINCINS Reinvest Dividend	06/01/2022	870.49
FORD MOTOR CO Qualified Dividend	06/01/2022	1,132.50
CBOE VEST DIVIDEND ARISTOCRATSTGTINCINS Short Term Cap Gain R	06/01/2022	1,535.64
N LAS VEGAS NV 6.572%40DB LTX DUE 06/01/ Bond Interest	06/01/2022	328.60
ASSURED GUARANTY US 7%34 DUE 06/01/34 Bond Interest	06/01/2022	1,750.00
NTHRN CA PWR AG 7.311%40PWR UTIL DUE 06/ Bond Interest	06/01/2022	1,096.65
FRESNO CA 6.55%29REV LTX DUE 06/01/29TAX Bond Interest	06/01/2022	3,602.50
FRESNO CA WTR SY 6.75%40WTR UTIL DUE 06/ Bond Interest	06/01/2022	2,025.00
ARES INDUSTRIAL REAL ESTATE INCOME TRUST Cash Dividend	06/03/2022	1,225.62
ARES INDUSTRIAL REAL ESTATE INCOME TRUST Cash Dividend	06/03/2022	1,225.62
MGMTFEE TO ADVISOR Advisor Fee	06/03/2022	(841.06)
MGMTFEE TO ADVISOR Advisor Fee	06/03/2022	(841.06)
ISHARES PREFERRED INCOMESEC ETF Cash Dividend	06/07/2022	788.56
ISHARES PREFERRED INCOMESEC ETF Cash Dividend	06/07/2022	788.56
UNDER ARMOUR, IN 3.25%26 DUE 06/15/26 Bond Interest	06/15/2022	162.50
BANK INT 051622-061522 SCHWAB BANK Bank Interest	06/16/2022	0.27
CBOE VEST DIVIDEND ARISTOCRATSTGTINCINS Sell	06/24/2022	3,371.84
VANGUARD UTILITIES ETF Cash Dividend	06/28/2022	1,190.37
NISSAN MOTOR CO LT ORDF Qualified Dividend	06/29/2022	506.36

Baptist Foundation of Illinois

April 01, 2022 Through June 30, 2022

Account Number: 99STCRT

Account Name: Standard CRUT Pool

Net Income

Description	Date	Amount
NISSAN MOTOR CO LT ORDF Foreign Tax Paid	06/29/2022	\$ (77.55)
MFA FINL, INC. 7.5% PFD PFD SER B Cash Dividend	06/30/2022	468.75
REINVESTED DIVIDEND REIT POOL	06/30/2022	1,113.24
		<u>\$ 50,685.75</u>

Buys/Sells

Purchase Details	Date	Price	Shares	Amount
CBOE VEST DIV ARIST	04/01/2022	\$ 13.909985	82.8750	\$ 1,152.79
CBOE VEST DIV ARIST	04/01/2022	13.909932	64.7070	900.07
Warner Brothers Discover	04/11/2022	-	899.0000	-
CBOE VEST DIV ARIST	05/02/2022	13.219957	142.0050	1,877.30
CBOE VEST DIV ARIST	05/02/2022	13.220458	12.7870	169.05
CBOE VEST DIV ARIST	06/01/2022	13.100048	117.2240	1,535.64
CBOE VEST DIV ARIST	06/01/2022	13.099925	66.4500	870.49
	Total Purchases			<u>\$ 6,505.34</u>

Sale Details	Date	Price	Shares	Amount
DETROIT MI CI 7.747% 05/01/39	05/02/2022	\$ 1.210792	(5,000.0000)	\$ 6,053.96
CBOE VEST DIV ARIST	06/24/2022	12.612425	(1,980.9830)	24,985.00
	Total Sales			<u>\$ 31,038.96</u>

Notes

For a deeper analysis of our LTFI or Blended Pool performance and to hear our investment advisors' thoughts about future performance, join us for our Quarterly Investor Conference calls scheduled for July 27th (Blended) and July 28th (LTFI). You can also download a complete detailed listing of all BFI holdings at www.BaptistFoundationIL.org.

CUST = Client owned, BFI managed, interest is generally taxable.

GIFT = BFI owned and managed but donor has received tax deduction, interest is generally tax free.

As always, please review your statement carefully and call us if you have questions, concerns or need clarification at 217-391-3116.